

CANTILEVER CLAMPS




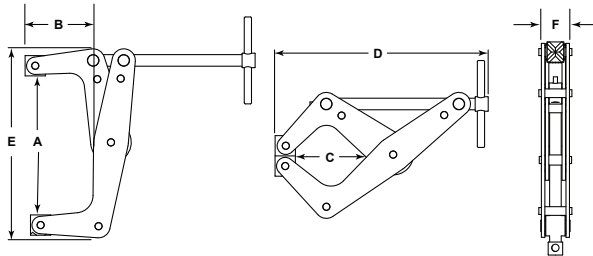
KANT-TWIST®



KANT-TWIST® CANTILEVER CLAMPS

Features

- Will not "walk-off-center"
- Eliminates distorting and twisting action of C-clamps
- Cantilever design provides 4:1 clamp ratio
- Three different gripping surfaces
- Built-in "V" block for round stock
- Free floating jaws adjust to uneven surfaces
- Copper plated jaws, screw and handle are ideal for welding



Jaw Capacity A (in)	Throat Depth Open B (in)	Throat Depth Closed C (in)	Overall Length D (in)	Width Open E (in)	Thickness F (in)	Max Clamp Force (lbs)	Handle Diameter & Length (in)	Handle Dia & Length w/Weaver-Grip™ (in)	Weight (lbs)	Model No.	Model No. With Weaver-Grip™
Round Handle. Ideal for "fine tuning" clamping force											
3/4	3/8	3/8	1-3/4	1-3/8	7/16	200	5/8	N/A	0.06	K007R	N/A
1	1/2	1/2	2-1/4	1-7/8	1/2	350	3/4	N/A	0.1	K010R	N/A
1-1/2	1	1	3-3/4	3-1/8	5/8	600	1-1/8	N/A	0.29	K015R	N/A
2	1-1/4	1-1/4	4	3-1/4	7/8	800	1-1/8	N/A	0.46	K020R	N/A
2-1/2	1-3/4	1-13/16	4-1/2	4-1/16	7/8	700	1-1/8	N/A	0.51	K025RD	N/A
Standard T-Handle											
1	1/2	1/2	2-1/8	1-7/8	1/2	350	1/8 x 1	1/2 x 1-1/2	0.09	K010T	K010TW
2	1-1/4	1-1/4	4	3-3/8	7/8	800	1/8 x 1-3/4	11/16 x 2-1/2	0.42	K020T	K020TW
3	1-3/4	1-1/2	6-1/4	5-1/4	1-1/8	1500	1/4 x 3	7/8 x 4	1.15	K030T	K030TW
6	2-1/8	3	9-1/4	8-1/2	1-3/8	2000	5/16 x 3-3/4	1-1/8 x 5	2.78	K060T	K060TW
9	3-3/4	4-3/4	14-1/2	13	1-5/8	2500	3/8 x 6	N/A	7.15	K090T	N/A
12	5-1/2	6-1/2	17-3/4	16	2	6000	3/8 x 6	N/A	13.9	K120T	N/A
Deep Reach - Extended Reach T-Handle. Reach farther onto material											
2-1/2	1-3/4	1-13/16	4-1/2	4-1/16	7/8	700	1/8 x 1 3/4	11/16 x 2-1/2	.51	K025TD	K025TDW
4-1/2	2-3/8	2-5/8	7-1/2	7	1-1/8	1700	1/4 x 3	7/8 x 4	1.75	K045TD	K045TDW
6	5	5	11-1/2	10	1-3/8	2000	5/16 x 3 3/4	1-1/8 x 5	3.75	K060TD	K060TDW
10	6-1/2	7	17	15	1-3/4	3500	3/8 x 6	N/A	11.35	K100TD	N/A
Long Reach T-Handle - Reaches approximately 3" farther than Deep Reach											
4-1/2	5-5/8	5-1/8	9-7/8	8-1/2	1-7/32	680	1/4 x 3	7/8 x 4	2.33	K045TL	K045TLW
6-1/2	8-5/8	8-3/4	13-5/16	12-3/4	1-7/16	845	5/16 x 3 3/4	1-1/8 x 5	4.45	K060TL	K060TLW
Stainless Steel T-Handle. Ideal for use in corrosive, sanitary or magnetic applications											
2	1-1/4	1-1/4	4	3-1/4	7/8	700	1/8 x 1-3/4	11/16 x 2-1/2	.42	K020TS	K020TSW
3	1-1/4	1-1/2	6-1/4	5-1/4	1-1/8	1200	1/4 x 3	7/8 x 4	1.14	K030TS	K030TSW
4-1/2	2-3/8	2-1/2	7-1/2	6-3/4	1-1/8	1500	1/4 x 3	7/8 x 4	1.74	K045TSD	K045TSDW
6	5	5	11-1/2	10	1-3/8	2000	5/16 x 3 3/4	1-1/8 x 5	3.75	K060TSD	K060TSDW
No-Mar® Round Flat Pad Jaw, T-Handle. Wood, plastics, aluminum or polished metals											
3/4	1/2	1/2	2-1/2	1-3/4	1/2	350	1/8 x 1	1/2 x 1-1/2	0.1	K010TP	K010TPW
1-3/4	1-1/8	1-1/4	4-1/2	3-1/4	1-3/8	800	1/8 x 1-3/4	11/16 x 2-1/2	0.46	K020TP	K020TPW
2-1/4	1-3/4	1-13/16	4-1/2	4-1/16	1-3/8	700	1/8 x 1-3/4	11/16 x 2-1/2	.51	K025TPD	K025TPDW
2-3/4	1-1/4	1-3/4	6-3/4	5	1-7/8	1500	1/4 x 3	7/8 x 4	1.26	K030TP	K030TPW
4-1/8	2-1/4	2-1/2	8-1/4	6-3/4	1-7/8	1700	1/4 x 3	7/8 x 4	1.87	K045TPD	K045TPDW
Polyurethane Jaws, T-Handle. Ideal for holding polished or finished materials. Jaws are 65 to 75 on Shore Hardness D Scale. (70 D ± 5)											
3	1-1/4	1-3/4	6-3/4	5	1-1/8	1125	1/4 x 3	7/8 x 4	1	K030TU	K030TUW
4-1/2	2-1/4	3-13/16	8-1/4	7	1-1/8	1275	1/4 x 3	7/8 x 4	1.61	K045TUD	K045TUDW
6	4-1/2	5-1/2	11-1/2	10	1-3/8	1500	5/16 x 3-3/4	1-1/8 x 5	3.58	K060TUD	K060TUDW
Double Spindle T-Handle. 3 point hold, 2 directional pressure like a third hand. Great for welding or gluing											
6	5	5-1/2	11-1/2	10	1-3/8	2000	5/16 x 3-3/4	1-1/8 x 5	4.27	K060TD3	N/A