

REV.	ECN NO.	MODIFY CONTENT	DATE
C	ES0714/06	RLDGG	04/14/07
D	ES0802/08	Revise tolerance	02/20/08
E	ES0906/09	add switch of circuit	06/25/09

NOTES:

1. SPECIFICATIONS
 INSULATION RESISTANCE: 500MΩ min. AT 500V DC
 WITHSTANDING VOLTAGE: 250V AC / MINUTE
 CONTACT RESISTANCE: 100mΩ max. AT 10mA/20mV
 CURRENT RATING: 0.5A
 VOLTAGE RATING: 50 vrms
 OPERATING TEMP. RANGE: -55° C +85° C
 DURABILITY: 5000 CYCLES

2. MATERIAL:
 INSULATOR: H-TEMPERATURE PLASTIC, UL 94V-0,
 COLOR: BLACK
 TERMINAL: COPPER ALLOY, T=0.15mm
 SWITCH: COPPER ALLOY, T=0.10mm
 SHELL: STAINLESS STEEL, T=0.15mm

3. FINISH:
 TERMINAL: 50μ min NICKEL UNDERPLATED OVER ALL, GOLD PLATING
 ON CONTACT AREA, 120μ min TIN ON SOLDER TAIL.
 SHELL: 50μ NICKEL UNDERPLATED OVER ALL, GOLD FLASH ON SOLDER
 LATCH

Date code No.

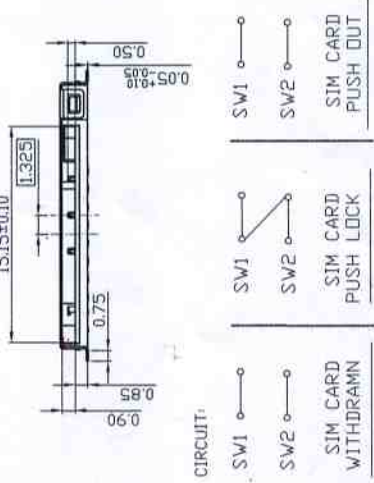
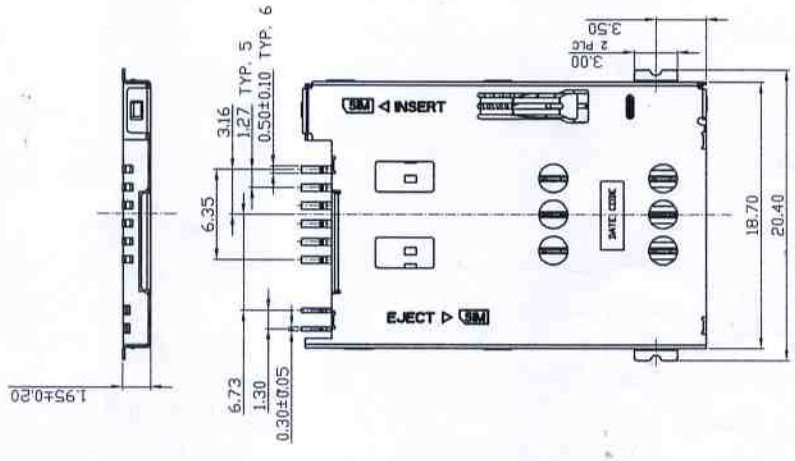
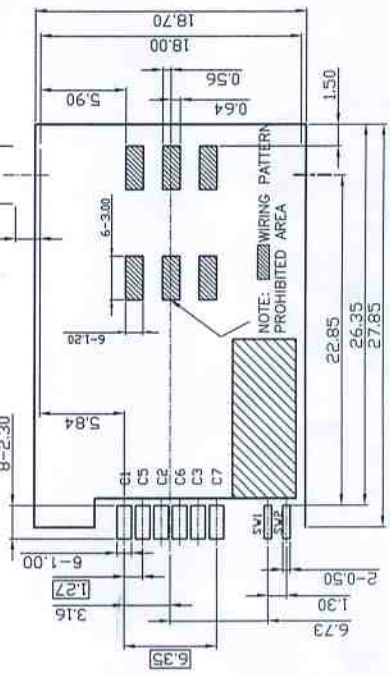
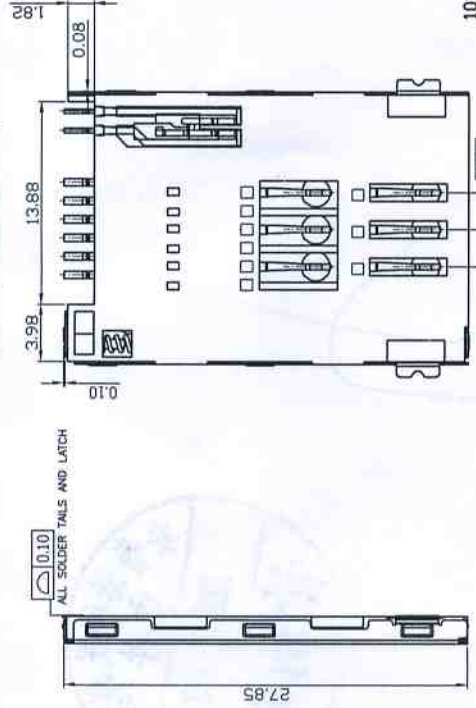
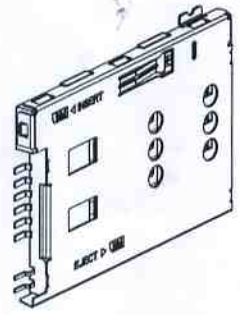
date code table:
 month code table
 year code table

date	1	2	3	4	5	6	7	8	9	10	11	12
code	01	02	03	04	05	06	07	08	09	10	11	12
month	1	2	3	4	5	6	7	8	9	10	11	12
code	01	02	03	04	05	06	07	08	09	10	11	12
year	08	09	10	11	12	13	14	15				
code	08	09	10	11	12	13	14	15				

10100306***

- 2 Tape & reel
- 78 Plating Au 1μ on contact area, Tin 120μ Min on solder tail.
- 79 Plating Au 3μ on contact area, Tin 120μ Min on solder tail.
- 80 Plating Au 5μ on contact area, Tin 120μ Min on solder tail.
- 81 Plating Au 10μ on contact area, Tin 120μ Min on solder tail.
- 82 Plating Au 15μ on contact area, Tin 120μ Min on solder tail.
- 83 Plating Au 30μ on contact area, Tin 120μ Min on solder tail.

SIM pin assignment	Name
C1	VCC
C2	RST
C3	CLK
C4	Reserved
C5	GND
C6	VPP
C7	I/O
C8	Reserved



RECOMMENDED PCB LAYOUT

GENERAL	TOLERANCE	FILE NO.	10100305	PART NO.	10100306**	DRAWN	Amy	MATERIAL	N/A	SCALE	N/A
X:±0.50	.x ± 5*	REV.	E	TITLE	SIM CARD READER 6PIN (PUSH/PUSH WITH SWITCH)	CHECKED	Jane	DATE	06.25/2009	UNIT	mm
.X±0.38	.x ± 2*	SIZE	A4	SHEET	1/1	APPROVED	Kenny.Wan				
.XX±0.25	.xx ± 1*										

Amphenol Shouh Min Industry