













Thermistor motor protection relay Compact evaluation unit 17.5 mm enclosure Spring-type terminal 1 NO contact, 1 NC contact US = 24 V-240 V AC/DC Auto RESET suitable for bimetallic switch 2 LEDs (Ready/Tripped) galvanic isolation

product brand name	SIRIUS
product category	SIRIUS 3RN2 thermistor motor protection
product designation	Thermistor motor protection relay
design of the product	Compact evaluation unit, suitable for bimetallic switch
product type designation	3RN2
General technical data	
product function	thermistor motor protection
display version LED	Yes
insulation voltage for overvoltage category III according to IEC 60664 with degree of pollution 3 rated value	300 V
degree of pollution	3
surge voltage resistance rated value	4 kV
protection class IP	IP20
shock resistance according to IEC 60068-2-27	11g / 15 ms
vibration resistance according to IEC 60068-2-6	10 ... 55 Hz: 0.35 mm
mechanical service life (switching cycles) typical	10 000 000
electrical endurance (switching cycles) at AC-15 at 230 V typical	100 000
thermal current of the switching element with contacts maximum	5 A
reference code according to IEC 81346-2	K
Substance Prohibitance (Date)	05/28/2009
Product Function	
product function	
• error memory	No
• dynamic open-circuit detection	No
• external reset	No
• auto-RESET	Yes
• manual RESET	No
Control circuit/ Control	
type of voltage of the control supply voltage	AC/DC
control supply voltage at AC	
• at 50 Hz rated value	24 ... 240 V
• at 60 Hz rated value	24 ... 240 V
control supply voltage at DC	
• rated value	24 ... 240 V
operating range factor control supply voltage rated value at DC	
• initial value	0.85
• full-scale value	1.1

operating range factor control supply voltage rated value at AC at 50 Hz	
<ul style="list-style-type: none"> initial value full-scale value 	0.85 1.1
operating range factor control supply voltage rated value at AC at 60 Hz	
<ul style="list-style-type: none"> initial value full-scale value 	0.85 1.1
inrush current peak	
<ul style="list-style-type: none"> at 24 V at 240 V 	0.3 A 8 A
duration of inrush current peak	
<ul style="list-style-type: none"> at 24 V at 240 V 	0.15 ms 0.15 ms
Measuring circuit	
buffering time in the event of power failure minimum	40 ms
Precision	
relative metering precision	9 %
Auxiliary circuit	
material of switching contacts	AgSnO ₂
number of NC contacts for auxiliary contacts	1
number of NO contacts for auxiliary contacts	1
number of CO contacts for auxiliary contacts	0
Main circuit	
operating frequency rated value	50 ... 60 Hz
ampacity of the output relay at AC-15 at 250 V at 50/60 Hz	3 A
ampacity of the output relay at DC-13	
<ul style="list-style-type: none"> at 24 V at 125 V 	1 A 0.2 A
continuous current of the DIAZED fuse link of the output relay	6 A
Electromagnetic compatibility	
conducted interference	
<ul style="list-style-type: none"> due to burst according to IEC 61000-4-4 due to conductor-earth surge according to IEC 61000-4-5 due to conductor-conductor surge according to IEC 61000-4-5 	2 kV (power ports) / 1 kV (signal ports) 2 kV (line to ground) 1 kV (line to line)
electrostatic discharge according to IEC 61000-4-2	6 kV contact discharge / 8 kV air discharge
Galvanic isolation	
design of the electrical isolation	galvanic isolation
galvanic isolation	
<ul style="list-style-type: none"> between input and output between the outputs between the voltage supply and other circuits 	Yes Yes Yes
Connections/ Terminals	
product component removable terminal for auxiliary and control circuit	Yes
type of electrical connection	spring-loaded terminal (push-in)
<ul style="list-style-type: none"> for auxiliary and control circuit 	spring-loaded terminals (push-in)
type of connectable conductor cross-sections	
<ul style="list-style-type: none"> solid finely stranded with core end processing finely stranded without core end processing at AWG cables solid at AWG cables stranded 	0.5 ... 4 mm ² 0.5 ... 2.5 mm ² 0.5 ... 4 mm ² 20 ... 12 20 ... 12
connectable conductor cross-section	
<ul style="list-style-type: none"> solid finely stranded with core end processing finely stranded without core end processing 	0.5 ... 4 mm ² 0.5 ... 2.5 mm ² 0.5 ... 4 mm ²
AWG number as coded connectable conductor cross	

section		
<ul style="list-style-type: none"> • solid • stranded 	20 ... 12 20 ... 12	
Installation/ mounting/ dimensions		
mounting position	any	
fastening method	screw and snap-on mounting onto 35 mm standard mounting rail	
height	100 mm	
width	17.5 mm	
depth	90 mm	
required spacing		
<ul style="list-style-type: none"> • with side-by-side mounting <ul style="list-style-type: none"> — forwards — backwards — upwards — downwards — at the side • for grounded parts <ul style="list-style-type: none"> — forwards — backwards — upwards — at the side — downwards • for live parts <ul style="list-style-type: none"> — forwards — backwards — upwards — downwards — at the side 	0 mm 0 mm 0 mm 0 mm 0 mm 0 mm 0 mm 0 mm 0 mm 0 mm 0 mm 0 mm 0 mm 0 mm 0 mm	
Ambient conditions		
installation altitude at height above sea level maximum	2 000 m	
ambient temperature		
<ul style="list-style-type: none"> • during operation • during storage • during transport 	-25 ... +60 °C -40 ... +85 °C -40 ... +85 °C	
relative humidity during operation	70 %	
Certificates/ approvals		
General Product Approval	EMC	
 	Confirmation   	
Declaration of Conformity	Test Certificates	Marine / Shipping
 	Type Test Certificates/Test Report   	
other		
Confirmation		

Further information

Information- and Downloadcenter (Catalogs, Brochures,...)

<https://www.siemens.com/ic10>

Industry Mall (Online ordering system)

<https://mall.industry.siemens.com/mall/en/en/Catalog/product?mlfb=3RN2010-2CW30>

Cax online generator

<http://support.automation.siemens.com/WW/CAXorder/default.aspx?lang=en&mlfb=3RN2010-2CW30>

Service&Support (Manuals, Certificates, Characteristics, FAQs,...)

<https://support.industry.siemens.com/cs/ww/en/ps/3RN2010-2CW30>

Image database (product images, 2D dimension drawings, 3D models, device circuit diagrams, EPLAN macros, ...)

http://www.automation.siemens.com/bilddb/cax_de.aspx?mlfb=3RN2010-2CW30&lang=en

Characteristic: Derating

<https://support.industry.siemens.com/cs/ww/en/ps/3RN2010-2CW30/manual>

last modified:

1/26/2022 