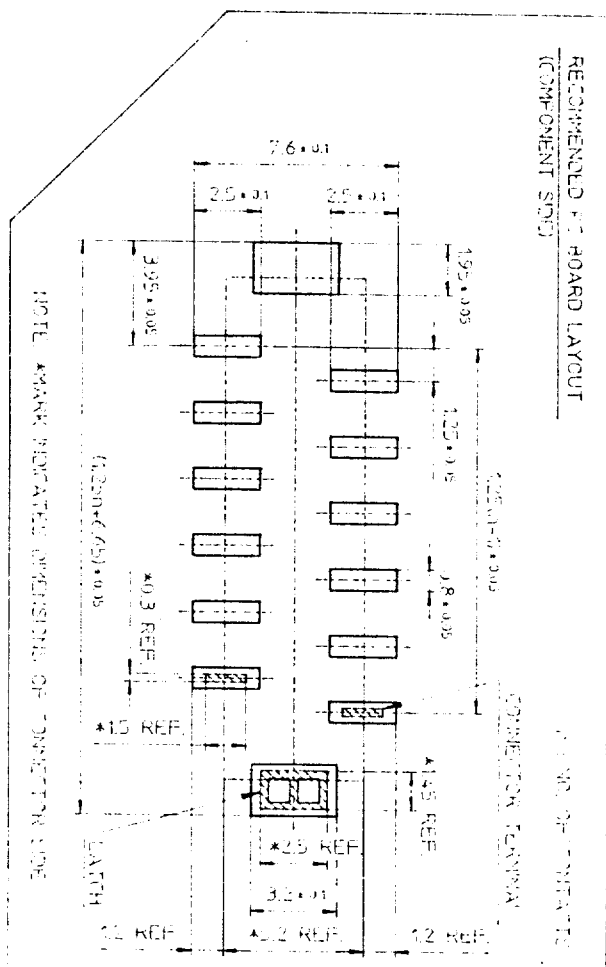
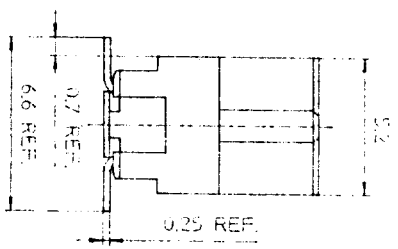
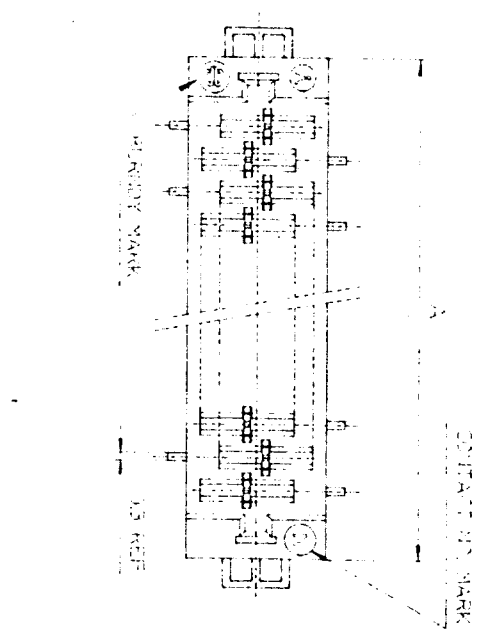
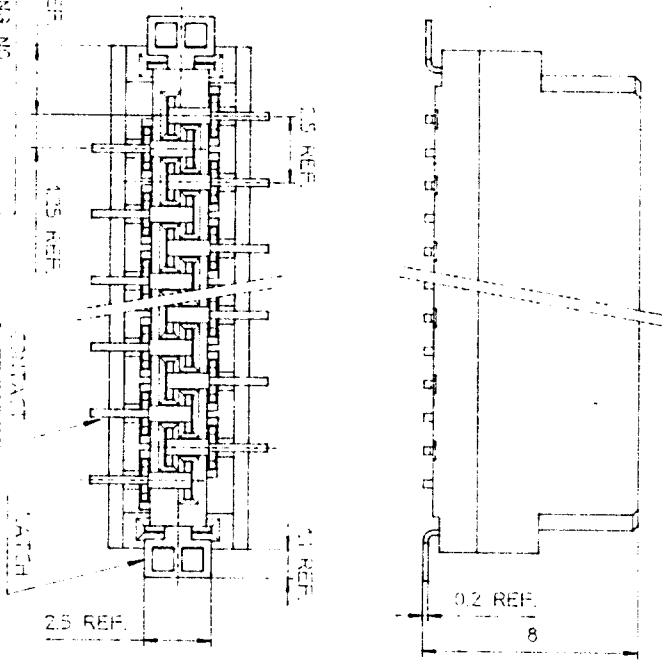


DRAWING NO.
JSC 92195



RECOMMENDED PCB BOARD LAYOUT
(COMPONENT SIDE)

NO. OF CONTACTS

NOTE: MARK INDICATES DIMENSION OF CONNECTION SIDE

TOLERANCES
UNLESS OTHERWISE SPECIFIED: 0.02

CAT. NO.	NO. OF CONTACTS	A
BTFR100-3SST	6	11.45
BTFR100-3SST	4	13.45
BTFR100-3SST	10	15.45
BTFR100-3SST	12	18.45
BTFR100-3SST	14	21.45
BTFR100-3SST	16	23.95
BTFR100-3SST	18	26.45
BTFR100-3SST	20	28.95

NO. OF CONTACTS

MATERIAL

INSULATOR: PPS RESIN GLASS REINFORCED (UL94V-0)

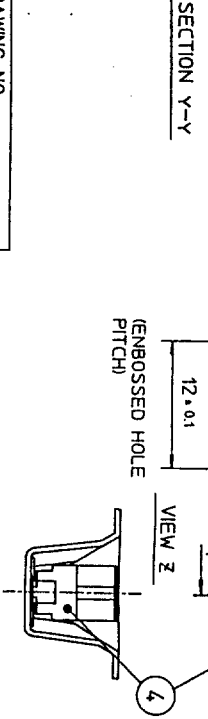
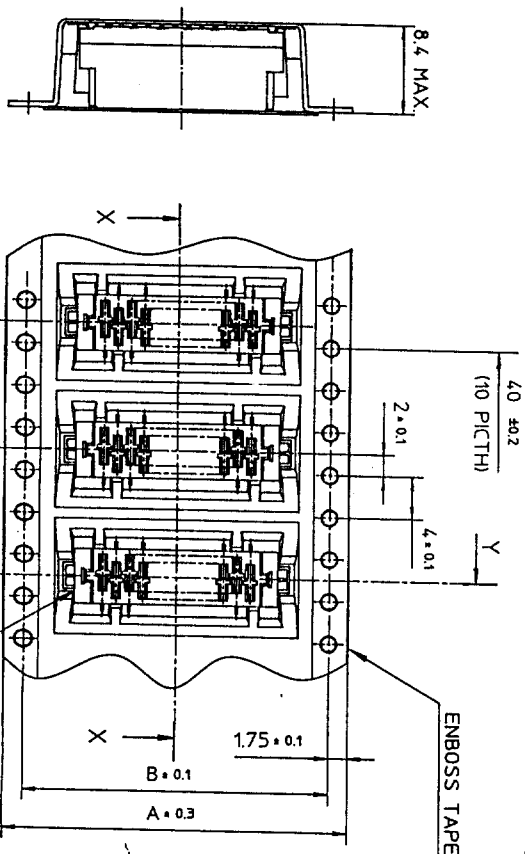
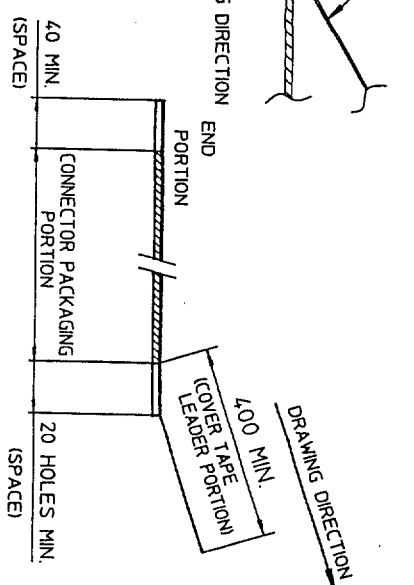
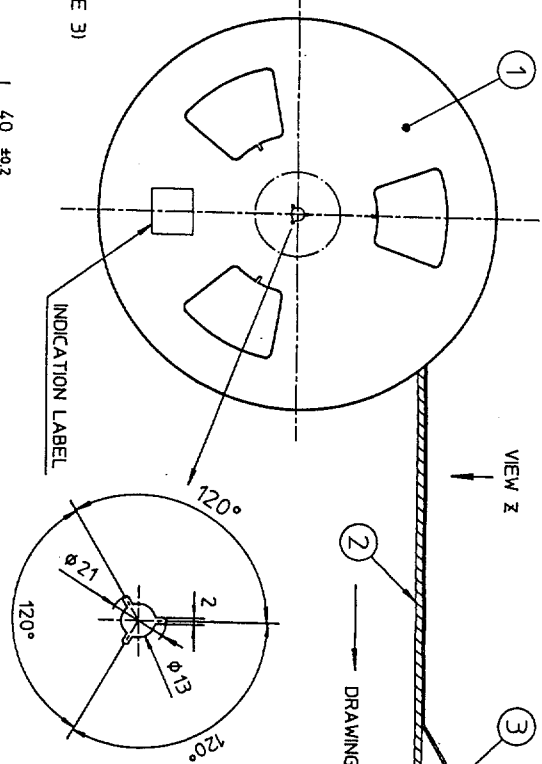
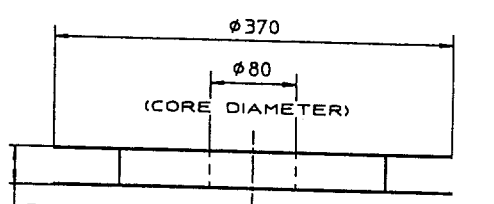
COLOR: BLACK

CONTACT: PHOSPHOR BRONZE
TIN ALLOY PLATED

LATCH: PHOSPHOR BRONZE
TIN ALLOY PLATED

NOTE:
THIS PRODUCT IS THE CONNECTION CORPUS WITH
AUTOMATIC MOUNTING

SCALE	DESIGNED	RECEPTACLE CONNECTION
DIM. IN	DRAWN	CAT. NO.
MATERIAL	CHECKED	BTFR100-3SST
REV. DATE	APPROVED	DRAWING NO.
REFERENCE	DATE	JSC 92195
		FRAMATOME CONNECTORS JAPAN LTD.



CAT. NO.	NO. OF CONTACT (n)	A	B	C
BTFN6S-3SSTE1	6	32	28.4	36.4
BTFN6S-3SSTE1	8	32	28.4	36.4
BTFN6S-3SSTE1	10	32	28.4	36.4
BTFN12S-3SSTE1	12	32	28.4	36.4

NOTES
 1. THIS IS PLASTIC TAPE PACKAGED CONNECTOR COPES WITH AUTOMATIC MOUNTING (SMT).
 2. SEE JIS C 0806 (PACKING OF ELECTRONIC COMPONENTS ON CONTINUOUS TAPES (SURFACE MOUNTING DEVICES)) FOR SHAPE AND DIMENSIONS OF PLASTIC (ENBOSS) TAPE AND REEL.
 3. C DIMENSION IS PORTION OF THE CORE.

TOLERANCES
 UNLESS OTHERWISE SPECIFIED : ±5 , ANGLE ±5°

PT. NO.	PARTS NAME	CAT. NO.	MATERIAL	Q. TY	NOTE
1	REEL		CARDBOARD	1	COLOR : WHITE
2	PLASTIC (ENBOSS) TAPE		PET RESIN		COLOR : TRANSPARENCY
3	COVER		POLYESTER		COLOR : TRANSPARENCY
4	RECEPTACLE CONNECTOR	BTFN...S-3SST	REFER TO JSC 92195	800	

SCALE \times			DESIGNED M.Koga	PLASTIC TAPE PACKAGED RECEPTACLE CONNECTOR (SMALL SIZE)	
DIM. IN mm			DRAWN M.Iituka	CAT. NO. BTFN...S-3SSTE1	
MATERIAL			CHECKED M.Koga	DRAWING NO. JSC 92061	REV. 2
REV. DATE DESCRIPTION CKD.			APPROVED A.NAKAI	FRAMATOME CONNECTORS JAPAN LTD.	
REFERENCE			DATE Feb. 26, 1993	FCI	