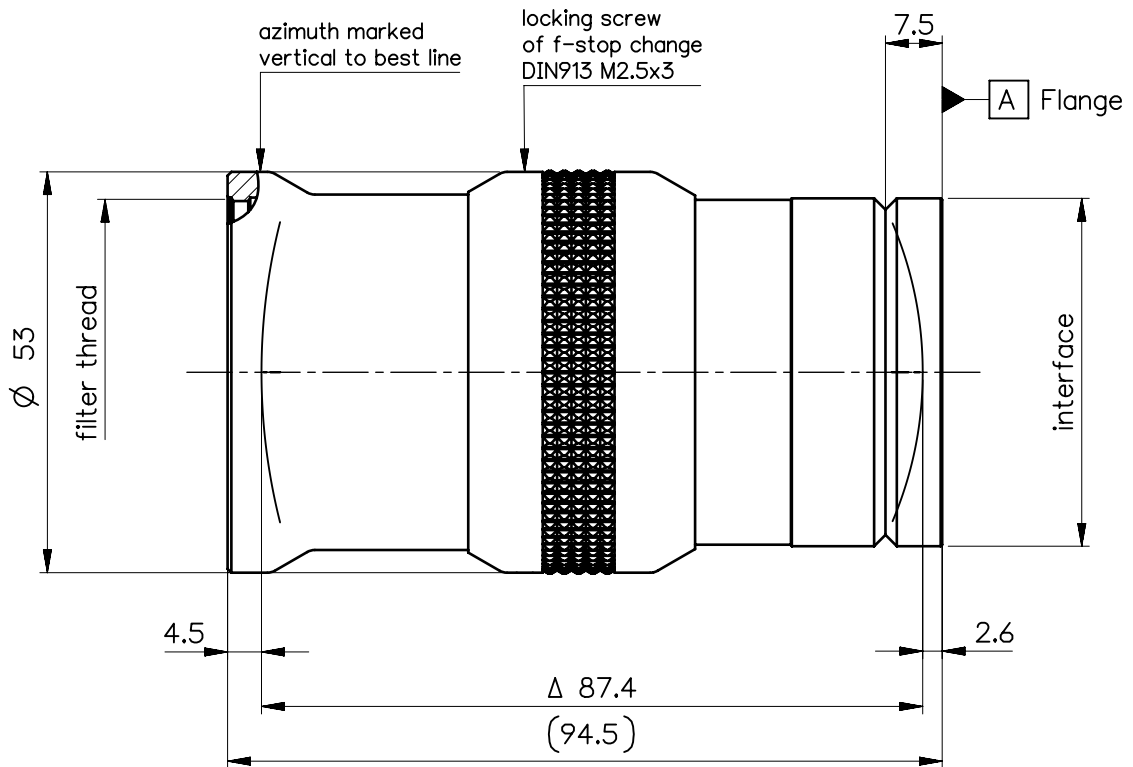
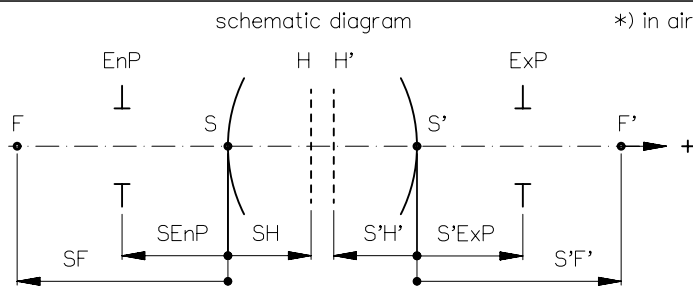


order number	lens name
0703-095-000-21	inspec.x L 4/105 -3.5x



Specification		ON	7604-9331
image circle max. (mm)	82	working distance (mm)	79 - 75
focal length f' (mm)	104.9	interface	V-groove $\varnothing 46$ h7
magnification β' [range]	-3.5 [-3.3 ... -3.7]	filter thread	M46 x0.75
spectral range λ (nm)	400 - 750	weight (g)	440

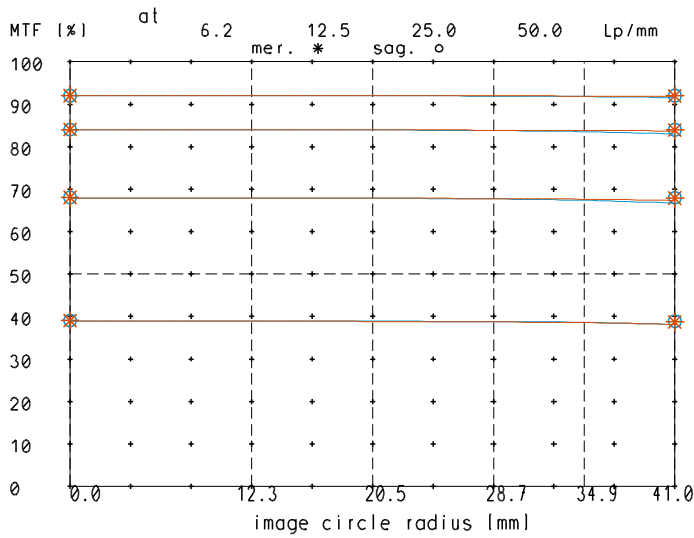


design includes CCD cover glass:		yes 0.4mm Suprasil		
SF (mm)	-51.0	f-stop	\varnothing EnP	\varnothing ExP
S'F' (mm) *	41.7	4	26.7	26.1
HH' (mm) *	-29.8	5.6	19.1	19.2
SH (mm)	53.9	8	13.4	13.0
S'H' (mm) *	-63.2	11	9.7	9.5
SEnP (mm)	56.4			
S'ExP (mm) *	-60.7			

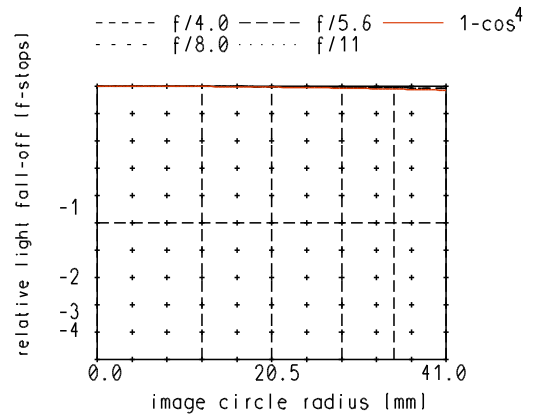
PROTECTIVE NOTE "DIN ISO 16016" TO BE OBSERVED	EU-D	AL-T1A	US-D	US-ML	not export controlled	
	REV	ECC	DATE	APPROVED	PDM Status Freigabe	
	a	Neuausg			-	
	b	09-276	22.07.09	Labarte	SCALE 1:1	
	c	09-479	15.12.09	Labarte	MATERIAL	
	d	10-215	22.04.10	Labarte	TITLE inspec.x L 4/105 -3.5x	
	e	11-358	21.02.12	Kuehne		
	f	12-0185	05.04.12	Schuber		
g	14-0184	19.08.14	Schiffe			
h	15-0640	31.07.15	Boill	FIRST ISSUE	DATE	NAME
				03.02.09	03.02.09	Labarte
				CHKD	03.02.09	Schaeffler
DIN A 4	ALL DIMENSIONS ARE IN MM AND INCLUDE SURFACE TREATMENT				DRAWING NO.	0703-095-100-00-0001h
					REPLACES	
						SHEET 1 OF 1

inspec.x_L_4/105_-3.5x

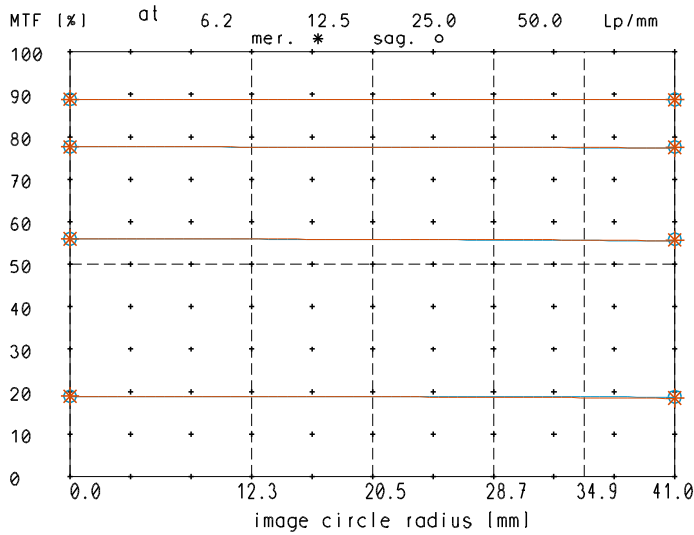
MTF at ratio -3.5 f/ 4.0



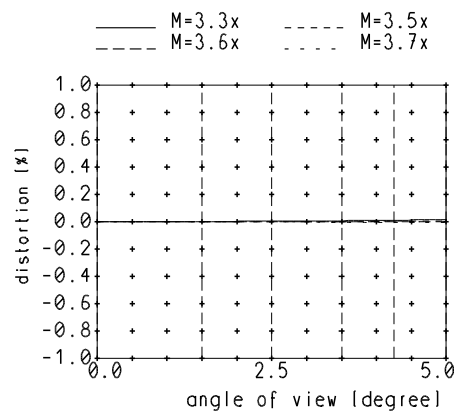
relative light fall-off at ratio -3.5



MTF at ratio -3.5 f/ 5.6

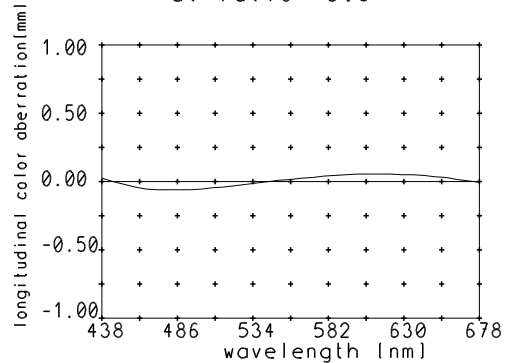


Distortion at ratio 3.3x to 3.7x



— sagittal. o Diffraction limited value
 — meridional * Diffraction limited value

Longitudinal color aberration at ratio -3.5



Named frequencies (line pairs/mm) in modular transfer function (MTF) as well as diagrams of relative light fall-off, distortion and longitudinal color aberration refer to film plane.