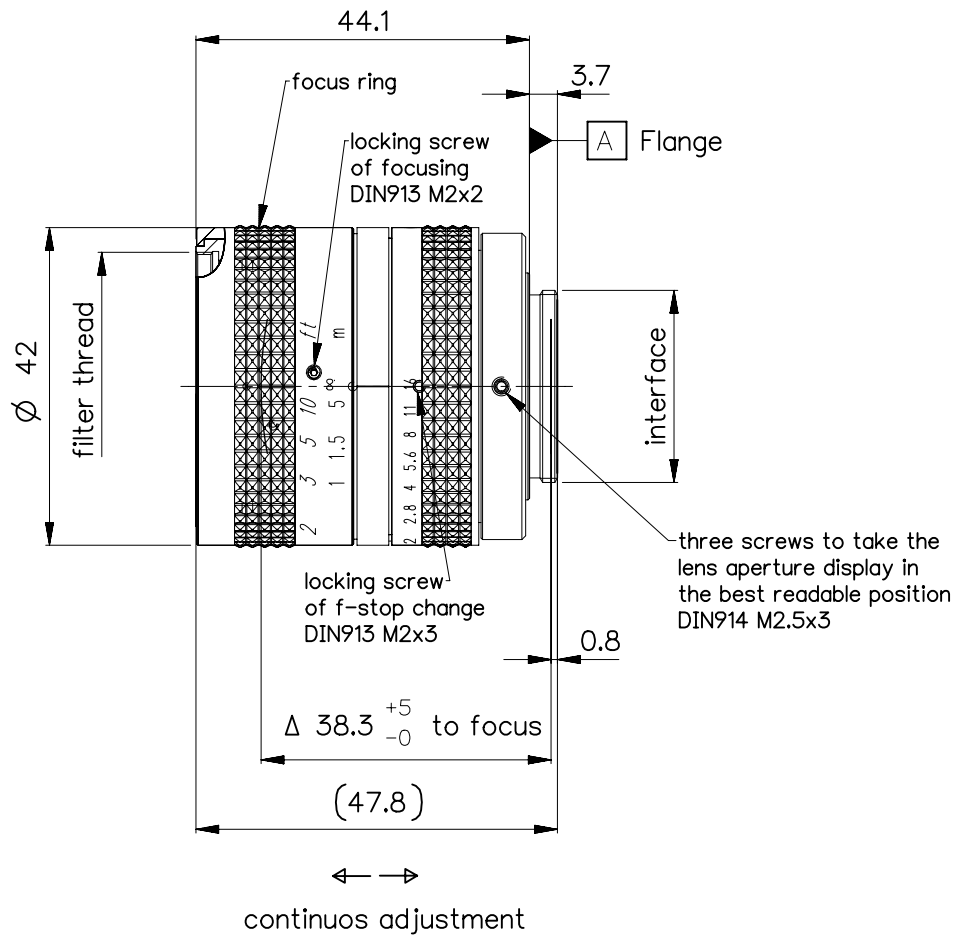
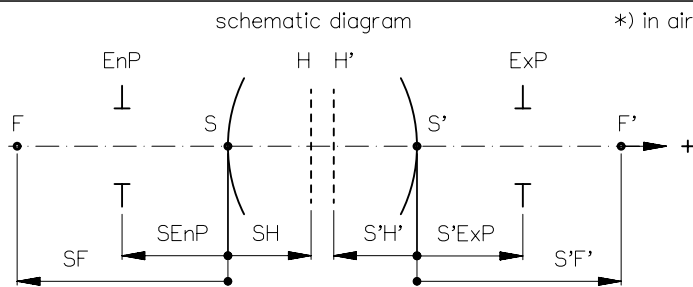


order number	lens name	spectral range λ (nm) ***
0020-002-000-40	MeVis-C 1.6/25	450-950 nm
0020-002-000-43	MeVis-C NIR 1.6/25	850-1400 nm



Specification	ON	5801-9011	
image circle max. (mm)	16	working distance (mm)	260 - ∞
focal length f' (mm)	25.1	interface	C-mount (1-32 UN 2A)
magnification β' [range]	-0.05 [-0.1 ... 0]	filter thread	M35.5 x0.5
spectral range λ (nm)	***	weight (g)	155

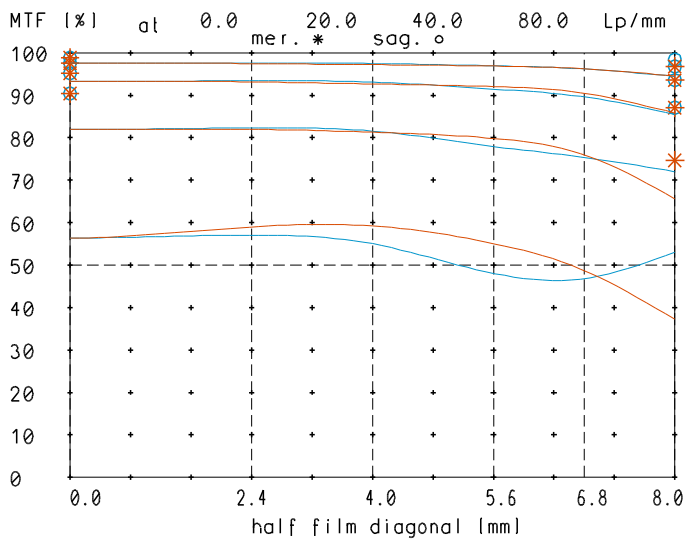


design includes CCD cover glass:	yes / 1mm K7			
SF (mm)	1.5	f-stop	\varnothing EnP	\varnothing Exp
S'F' (mm) *	13.4	1.6	15.1	27.9
HH' (mm) *	1.6	2	12.4	23.0
SH (mm)	27.0	2.8	8.9	16.4
S'H' (mm) *	-12.1	4	6.2	11.5
SEnP (mm)	15.4	5.6	4.5	8.2
S'Exp (mm) *	-33.6	16	1.6	2.9

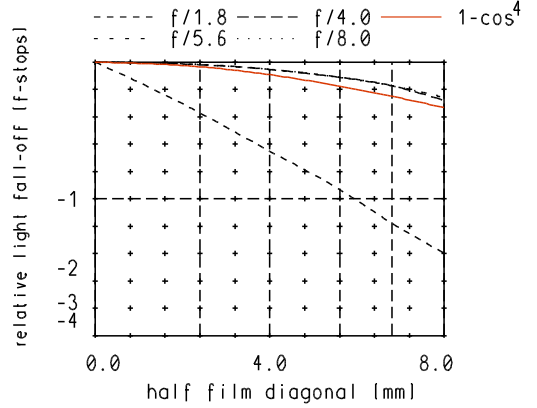
NX PROTECTIVE NOTE "DIN ISO 16016" TO BE OBSERVED	EU-D	AL-T1A	US-D	US-ML	not export controlled		
	REV	ECC	DATE	APPROVED	PDM Status	Freigabe	
	a	Neuausg			SCALE	1:1	
	b	10-577	24.01.11	Kuehne	MATERIAL		
	c	11-358	19.07.11	Kuehne	TITLE	MeVis-C 1.6/25	
	d	12-0013	26.01.12	Schiffle	BASIC TOLERANCING PRINCIPLE		
	e	12-0185	09.03.12	Schuber	FIRST	DATE	NAME
	f	14-0184	31.07.14	Schiffle	ISSUE	08.04.10	Labarte
g	15-0745	17.09.15	Bo ll	CHKD	08.04.10	Schaeffler	
h	16-0274	28.04.16	Denk				
DIN A 4	ALL DIMENSIONS ARE IN MM AND INCLUDE SURFACE TREATMENT				DRAWING NO.	0020-002-100-00-0001h	
					REPLACES		
						SHEET 1 OF 1	

Mev is-C_25mm

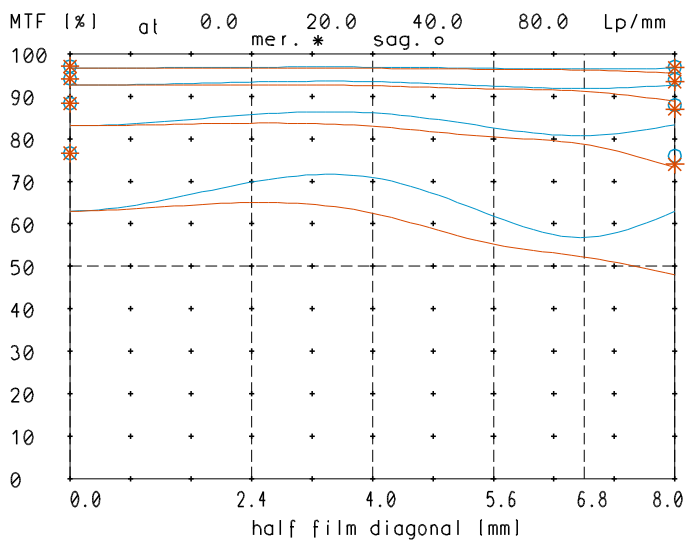
MTF at ratio -0.03 f/ 1.6



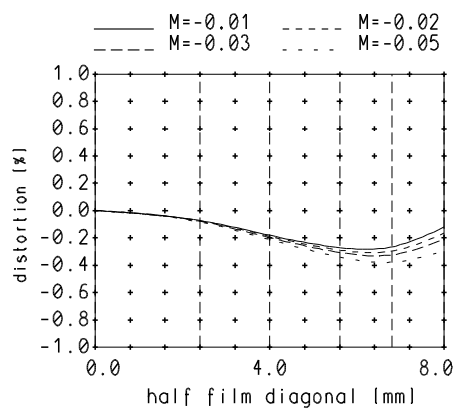
relative light fall-off at ratio -0.03



MTF at ratio -0.03 f/ 4.0

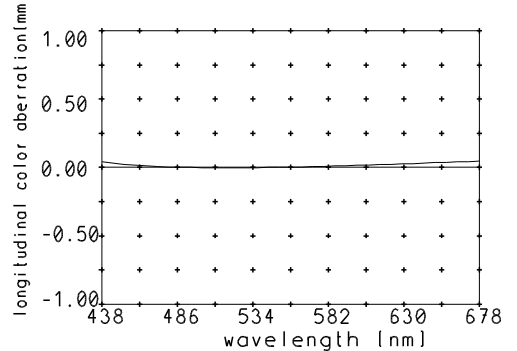


Distortion at ratio -0.01 to -0.05



— sagittal, o Diffraction limited value
 — meridional* Diffraction limited value

Longitudinal color aberration at ratio -0.03



Named frequencies (line pairs/mm) in modular transfer function (MTF) as well as diagrams of relative light fall-off, distortion and longitudinal color aberration refer to film plane.