

GlobTek, Inc. www.globtek.com 186 Veterans Drive, Northvale, NJ 07647 Tel. (201) 784-1000 Fax (201) 784-0111	Drawing Title: GT-86120-1212-W2, ICT/ITE Power Supply, Efficiency Level: USA DOE Level VI / Eco-design Directive 2009/125/EC, (EU) 2019/1782, Case Color/Style: GlobTek Black, Wall Plug-in, Regulated Switchmode AC-DC Power Supply AC Adaptor, Input Rating: 100-240V~, 50/60Hz, N. America NEMA 1-15 Fixed, Output Rating: 12W, 12.0V@1.0A, Output Configuration: 1500 mm, 20/2 Cond, UL 2464, M12 4 POLE FEMALE CONNECTOR RECEPTACLE 4POS GOLD SCREW Connector = Amphenol M12A-04BFFB-SL7001, Ferrite: None, GlobTek Black, GT Cord # C37047, Pin Out: Pin 1: (+), Pin 2 (-) Pins 3 & 4: N/C, Blades/Input Cord: Fixed Blades North American 1-15P, Approvals: EAC; Ukraine; Conforms to 62368-1; WEEE; CB 62368; LPS 62368; China RoHS; Double Insulation; Level VI; LPS 60950; RoHS; VCCI; PSE; cULus (4.2V, 5.0V and 12V only); FCC; CB 60950;
	Model No. GT-86120-1212-W2
	Part No./Ordering No. WR9HE1000ALTW-F(R6B)
	Rev A1

In Addition to GlobTek Inc.'s renewed ISO9001:2015 - Quality Management System Certification, GlobTek Inc. is now certified to:

ISO13485:2016 - Medical Devices Quality Management System Certification

ISO14001:2015 - Environmental Management System Certification

ISO Certificates are available online at <https://www.globtek.com/iso-certificates/>

The acceptance of this specification and use of the product described in this document indicates the acceptance and binding of the customer to Globtek TERMS AND CONDITIONS (attached to the end of this document), which supersede all other agreements, terms, and conditions (<https://en.globtek.com/terms-and-conditions/>).

The purchaser of this product (Customer) agrees that it is their sole responsibility to determine suitability/fitness of the product described in this specification for their application and to take precautions for protection against any hazards attendant to the handling and use of the product.

Footnote:

GlobTek Inc. will not be liable for the safety and performance of these power supplies/battery packs if unauthorized access and repair occurs. End user should consult applicable UL, CSA or EN standards for proper installation instruction.

Limitation of Use:

GlobTek products are intended for use with commercial, medical, and/or industrial equipment only. GlobTek product are not authorized for use as mission critical components in life support hazardous environment, nuclear or aircraft applications without prior written approval from the CEO of GlobTek Inc.

Contents of this document are subject to change without prior notice.

Customer Approval of Specification:

Please approve, sign and send back to GlobTek so we can complete order processing.

A delay in receipt of this form will delay delivery schedule.

Company Name:

Customer P/N:

Quote Number:

Date:

Authorized Representative Name:

Authorized Representative Signature:

GlobTek, Inc. www.globtek.com 186 Veterans Drive, Northvale, NJ 07647 Tel. (201) 784-1000 Fax (201) 784-0111	Drawing Title: GT-86120-1212-W2, ICT/ITE Power Supply, Efficiency Level: USA DOE Level VI / Eco-design Directive 2009/125/EC, (EU) 2019/1782, Case Color/Style: GlobTek Black, Wall Plug-in, Regulated Switchmode AC-DC Power Supply AC Adaptor, Input Rating: 100-240V- , 50/60Hz, N. America NEMA 1-15 Fixed , Output Rating: 12W, 12.0V@1.0A, Output Configuration: 1500 mm, 20/2 Cond, UL 2464, M12 4 POLE FEMALE CONNECTOR RECEPTACLE 4POS GOLD SCREW Connector = Amphenol M12A-04BFFB-SL7001, Ferrite: None, GlobTek Black, GT Cord # C37047, Pin Out: Pin 1: (+), Pin 2 (-) Pins 3 & 4: N/C, Blades/Input Cord: Fixed Blades North American 1-15P, Approvals: EAC; Ukraine; Conforms to 62368-1; WEEE; CB 62368; LPS 62368; China RoHS; Double Insulation; Level VI; LPS 60950; RoHS; VCCI; PSE; cULus (4.2V, 5.0V and 12V only); FCC; CB 60950;			
	Model No. GT-86120-1212-W2			
	Part No./Ordering No. WR9HE1000ALTW-F(R6B)			Rev A1

REVISION HISTORY

REV	DESCRIPTION	SUB	DATE	APPROVED
A1	Update gift box to 90*48*82 mm	QA	01/13/2020	QA
A	Initial Release	fclif	04/01/2019	QA

POWER SUPPLY INFORMATION

TYPE	Wall Plug-in
TECHNOLOGY	Regulated Switchmode AC-DC Power Supply AC Adaptor
CASE COLOR	GlobTek Black
NAMEPLATE RATED INPUT	100-240V- , 50/60Hz, 0.5A
INPUT CONFIG	N. America NEMA 1-15 Fixed
WATTS	12.00
VOLTS OUT	12.0
CURRENT OUT (Amps)	1.0
BLADE/CORD INCLUDED	FBNA2 Fixed Blades North American 1-15P
BLADE/CORD INSTALLED	FBNA2 :Fixed Blades North American 1-15P
INGRESS PROTECTION	IPX0
GROUNDING CONFIGURATION	(F1) Class II / Double Insulated
EFFICIENCY LEVEL	USA DOE Level VI / Eco-design Directive 2009/125/EC, (EU) 2019/1782
OUTPUT CONFIGURATION	1500 mm, 20/2 Cond, UL 2464, M12 4 POLE FEMALE CONNECTOR RECEPTACLE 4POS GOLD SCREW Connector = Amphenol M12A-04BFFB-SL7001, Ferrite: None, GlobTek Black, GT Cord # C37047
OVERMOLDED	No
OUTPUT CONNECTOR GENDER	Female
CONNECTOR PIN OUT	Pin 1: (+), Pin 2 (-) Pins 3 & 4: N/C
LABEL SPECS	Standard GT,L-1186
SPECIAL BARCODE LABEL MATERIAL	No
PACK SPEC	Standard WPI, Individually Box, User manual DT
USER MANUAL	809-DESKTOPUSERMANUAL on A4 paper

GlobTek, Inc. www.globtek.com 186 Veterans Drive, Northvale, NJ 07647 Tel. (201) 784-1000 Fax (201) 784-0111	Drawing Title: GT-86120-1212-W2, ICT/ITE Power Supply, Efficiency Level: USA DOE Level VI / Eco-design Directive 2009/125/EC, (EU) 2019/1782, Case Color/Style: GlobTek Black, Wall Plug-in, Regulated Switchmode AC-DC Power Supply AC Adaptor, Input Rating: 100-240V- , 50/60Hz, N. America NEMA 1-15 Fixed , Output Rating: 12W, 12.0V@1.0A, Output Configuration: 1500 mm, 20/2 Cond, UL 2464, M12 4 POLE FEMALE CONNECTOR RECEPTACLE 4POS GOLD SCREW Connector = Amphenol M12A-04BFFB-SL7001, Ferrite: None, GlobTek Black, GT Cord # C37047, Pin Out: Pin 1: (+), Pin 2 (-) Pins 3 & 4: N/C, Blades/Input Cord: Fixed Blades North American 1-15P, Approvals: EAC; Ukraine; Conforms to 62368-1; WEEE; CB 62368; LPS 62368; China RoHS; Double Insulation; Level VI; LPS 60950; RoHS; VCCI; PSE; cULus (4.2V, 5.0V and 12V only); FCC; CB 60950;	
	Model No. GT-86120-1212-W2	
	Part No./Ordering No. WR9HE1000ALTW-F(R6B)	Rev A1

Notes/Modifications/Customizations (notes in this section supersede the values shown in the standard spec)

DIMENSIONS ARE IN MM UNLESS SPECIFIED OTHERWISE



4P

Front view of connector

Pin 1: (+), Pin 2 (-), Pins 3 & 4: N/C

Add 1-2 layers of shrink tubing to end of cable to meet minimum jacket OD requirements for connector, if required.

<p>GlobTek, Inc. www.globtek.com 186 Veterans Drive, Northvale, NJ 07647 Tel. (201) 784-1000 Fax (201) 784-0111</p>	<p>Drawing Title: GT-86120-1212-W2, ICT/ITE Power Supply, Efficiency Level: USA DOE Level VI / Eco-design Directive 2009/125/EC, (EU) 2019/1782, Case Color/Style: GlobTek Black, Wall Plug-in, Regulated Switchmode AC-DC Power Supply AC Adaptor, Input Rating: 100-240V- , 50/60Hz, N. America NEMA 1-15 Fixed , Output Rating: 12W, 12.0V@1.0A, Output Configuration: 1500 mm, 20/2 Cond, UL 2464, M12 4 POLE FEMALE CONNECTOR RECEPTACLE 4POS GOLD SCREW Connector = Amphenol M12A-04BFFB-SL7001, Ferrite: None, GlobTek Black, GT Cord # C37047, Pin Out: Pin 1: (+), Pin 2 (-) Pins 3 & 4: N/C, Blades/Input Cord: Fixed Blades North American 1-15P, Approvals: EAC; Ukraine; Conforms to 62368-1; WEEE; CB 62368; LPS 62368; China RoHS; Double Insulation; Level VI; LPS 60950; RoHS; VCCI; PSE; cULus (4.2V, 5.0V and 12V only); FCC; CB 60950;</p>		
	<p>Model No. GT-86120-1212-W2</p>		
	<p>Part No./Ordering No. WR9HE1000ALTW-F(R6B)</p>		<p>Rev A1</p>

ELECTRICAL SPECIFICATIONS

GloTek, Inc. www.globtek.com 186 Veterans Drive, Northvale, NJ 07647 Tel. (201) 784-1000 Fax (201) 784-0111	Drawing Title: GT-86120-1212-W2, ICT/ITE Power Supply, Efficiency Level: USA DOE Level VI / Eco-design Directive 2009/125/EC, (EU) 2019/1782, Case Color/Style: GlobTek Black, Wall Plug-in, Regulated Switchmode AC-DC Power Supply AC Adaptor, Input Rating: 100-240V~, 50/60Hz, N. America NEMA 1-15 Fixed, Output Rating: 12W, 12.0V@1.0A, Output Configuration: 1500 mm, 20/2 Cond, UL 2464, M12 4 POLE FEMALE CONNECTOR RECEPTACLE 4POS GOLD SCREW Connector = Amphenol M12A-04BFFB-SL7001, Ferrite: None, GlobTek Black, GT Cord # C37047, Pin Out: Pin 1: (+), Pin 2 (-) Pins 3 & 4: N/C, Blades/Input Cord: Fixed Blades North American 1-15P, Approvals: EAC; Ukraine; Conforms to 62368-1; WEEE; CB 62368; LPS 62368; China RoHS; Double Insulation; Level VI; LPS 60950; RoHS; VCCI; PSE; cULus (4.2V, 5.0V and 12V only); FCC; CB 60950;
	Model No. GT-86120-1212-W2
	Part No./Ordering No. WR9HE1000ALTW-F(R6B)
	Rev A1

ELECTRICAL SPECIFICATIONS:

01. Input Voltage: Specified 90-264 Vac, Nameplate rated: 100-240Vac
02. Input Frequency: Specified 47-63 Hz, Nameplate rated 50-60Hz
03. Output Regulation: +/- 5%
04. Ripple and Noise (Vp-p): 100 mVp-p maximum, At 20 MHz, and output parallel with 0.1uF & 47uF capacitors to ground. Temperature at 25 °C, and nominal input voltage
05. Efficiency: Compliant with Efficiency Level VI and ErP European Commission's Ecodesign Directive (2005/32/EC) / CoC Tier 2 Compliant
06. No Load Standby Power: <0.075W @ 230Vac
07. Turn-ON Delay: 3 Seconds maximum at nominal input voltage
08. Rise Time: 100mS maximum at nominal input voltage

B) PROTECTION

01. Over-Voltage: 10VDC maximum
02. Over current protection: 4A maximum with auto-recovery function
03. Short Circuit: Short circuit protection is to be included in the construction of the adaptor. The adaptor is designed to withstand continuous current of a short circuit on the output. The adaptor will be short circuit tolerant for an indefinite period.

C) SAFETY

01. Dielectric Withstand Voltage: 3000VAC 10mA 1minute or 4242VDC 10mA 1minute from primary to secondary
02. Leakage current: 0.25mA maximum, at nominal AC input voltage and frequency
03. Static Discharge Immunity of 4kV Contact Discharge, 8kV air discharge.

D) EMC

01. Emissions, per EN 55032, EN 61000-6-3, EN 61000-6-4
Conducted Emissions: Class B, FCC Part 15, Class B
Radiated Emissions: Class B, FCC Part 15, Class B
02. Line Frequency Harmonics EN61000-3-2, Class A
03. Voltage Fluctuations/Flicker EN61000-3-3
04. Immunity, per EN 55024, EN 61000-6-1, EN 61000-6-2
Static Discharge Immunity EN61000-4-2, 4kV Contact Discharge, 8kV air discharge
Radiated RF Immunity EN61000-4-3, 3V/m 80-1000MHz, 80% 1KHz AM.
EFT/Burst Immunity EN61000-4-4, 1kV/100kHz.
Line Surge Immunity EN61000-4-5, 1kV differential, 2kV common-mode
Conducted RF Immunity EN61000-4-6, 3Vrms, 80% 1KHz AM
Power Frequency Magnetic Field Immunity EN61000-4-8, 1A/m
Voltage Dip Immunity EN61000-4-11, Criteria

E) OTHER:

01. MTBF: 200,000 Hours @ 25°C ambient temperature
02. Operating Temperature: 0°C to 50°C ambient temperature (RFP7139)
03. Humidity: 5% to 90% relative humidity
04. Storage Temperature: -20°C to 60°C
05. Cooling: natural convection cooling
06. ROHS 2: Complies with EU 2011/65/EU and China SJ/T 11363-2006

F) ENCLOSURE

01. Housing: High impact plastic, 94V0 polycarbonate, non-vented
02. Markings: Label and/or Pad Printed and/or Molded in the case

PROPRIETARY INFORMATION

PROPRIETARY OF GLOBTEK, INC. ANY REPRODUCTION, DISCLOSURE OR USE OF THIS DRAWING, IN WHOLE OR IN PART, IS HEREBY PROHIBITED EXCEPT AS SPECIFIED IN WRITING BY GLOBTEK, INC. © GlobTek, Inc. 2019 - 2023
quest / 09/16/2023 6:37:32 AM GMT CLONED FROM WR9HE1000LCP-F(R6B)

GlobTek, Inc. www.globtek.com 186 Veterans Drive, Northvale, NJ 07647 Tel. (201) 784-1000 Fax (201) 784-0111	Drawing Title: GT-86120-1212-W2, ICT/ITE Power Supply, Efficiency Level: USA DOE Level VI / Eco-design Directive 2009/125/EC, (EU) 2019/1782, Case Color/Style: GlobTek Black, Wall Plug-in, Regulated Switchmode AC-DC Power Supply AC Adaptor, Input Rating: 100-240V- , 50/60Hz, N. America NEMA 1-15 Fixed , Output Rating: 12W, 12.0V@1.0A, Output Configuration: 1500 mm, 20/2 Cond, UL 2464, M12 4 POLE FEMALE CONNECTOR RECEPTACLE 4POS GOLD SCREW Connector = Amphenol M12A-04BFFB-SL7001, Ferrite: None, GlobTek Black, GT Cord # C37047, Pin Out: Pin 1: (+), Pin 2 (-) Pins 3 & 4: N/C, Blades/Input Cord: Fixed Blades North American 1-15P, Approvals: EAC; Ukraine; Conforms to 62368-1; WEEE; CB 62368; LPS 62368; China RoHS; Double Insulation; Level VI; LPS 60950; RoHS; VCCI; PSE; cULus (4.2V, 5.0V and 12V only); FCC; CB 60950;	
	Model No. GT-86120-1212-W2	
	Part No./Ordering No. WR9HE1000ALTW-F(R6B)	Rev A1

GlobTek, Inc.
www.globtek.com
186 Veterans Drive,
Northvale, NJ 07647
Tel. (201) 784-1000
Fax (201) 784-0111

Drawing Title: GT-86120-1212-W2, ICT/ITE Power Supply, Efficiency Level: USA DOE Level VI / Eco-design Directive 2009/125/EC, (EU) 2019/1782, Case Color/Style: GlobTek Black, Wall Plug-in, Regulated Switchmode AC-DC Power Supply AC Adaptor, Input Rating: 100-240V- , 50/60Hz, N. America NEMA 1-15 Fixed , Output Rating: 12W, 12.0V@1.0A, Output Configuration: 1500 mm, 20/2 Cond, UL 2464, M12 4 POLE FEMALE CONNECTOR RECEPTACLE 4POS GOLD SCREW Connector = Amphenol M12A-04BFFB-SL7001, Ferrite: None, GlobTek Black, GT Cord # C37047, Pin Out: Pin 1: (+), Pin 2 (-) Pins 3 & 4: N/C, Blades/Input Cord: Fixed Blades North American 1-15P, Approvals: EAC; Ukraine; Conforms to 62368-1; WEEE; CB 62368; LPS 62368; China RoHS; Double Insulation; Level VI; LPS 60950; RoHS; VCCI; PSE; cULus (4.2V, 5.0V and 12V only); FCC; CB 60950;

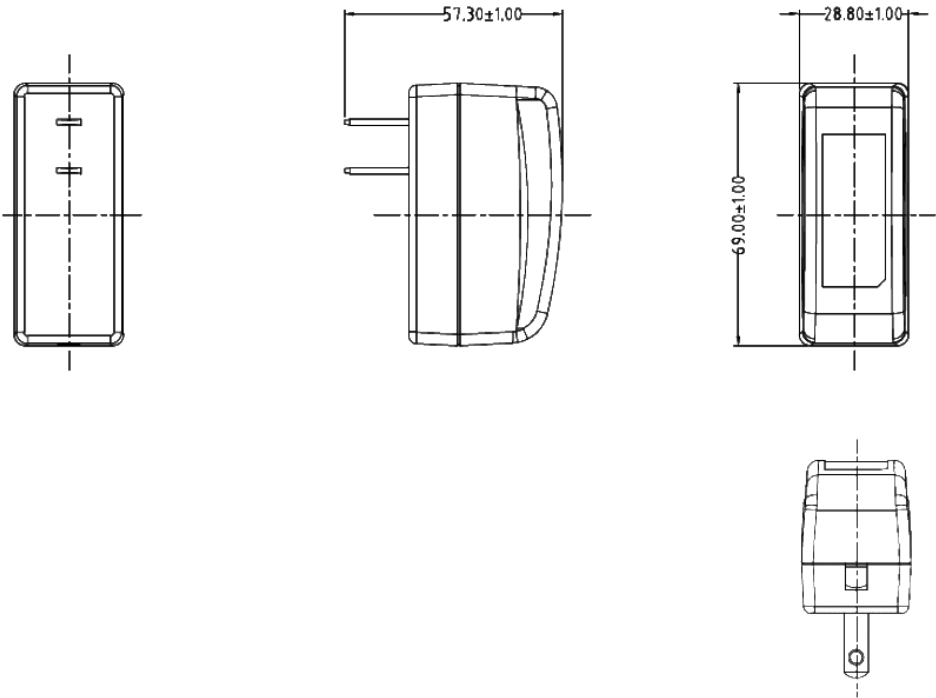
Model No. GT-86120-1212-W2

Part No./Ordering No. WR9HE1000ALTW-F(R6B)

Rev A1

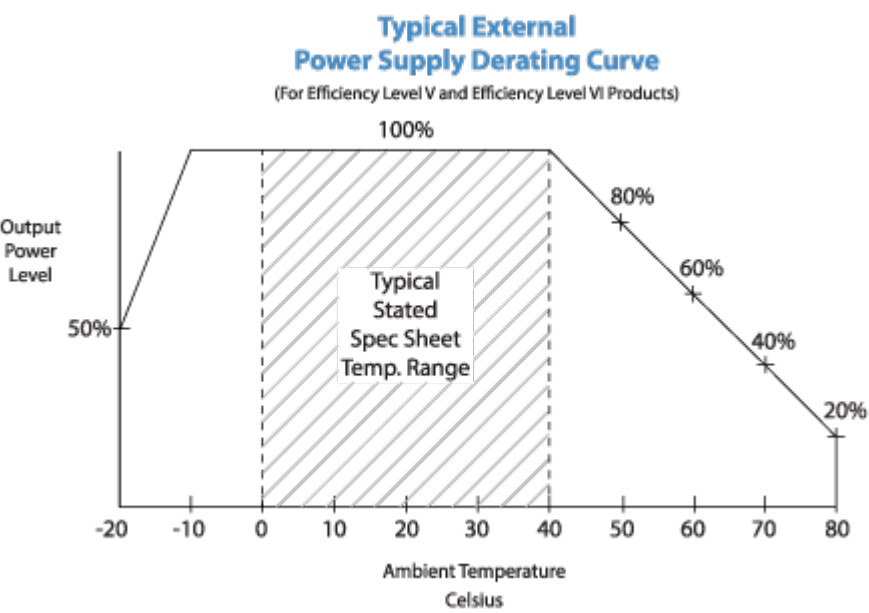
3D File Download https://www.globtek.com/file/dl/gt-86120-wwwv-x_x-w2_asm.stp

Mechanical drawing



GlobTek, Inc. www.globtek.com 186 Veterans Drive, Northvale, NJ 07647 Tel. (201) 784-1000 Fax (201) 784-0111	Drawing Title: GT-86120-1212-W2, ICT/ITE Power Supply, Efficiency Level: USA DOE Level VI / Eco-design Directive 2009/125/EC, (EU) 2019/1782, Case Color/Style: GlobTek Black, Wall Plug-in, Regulated Switchmode AC-DC Power Supply AC Adaptor, Input Rating: 100-240V~, 50/60Hz, N. America NEMA 1-15 Fixed, Output Rating: 12W, 12.0V@1.0A, Output Configuration: 1500 mm, 20/2 Cond, UL 2464, M12 4 POLE FEMALE CONNECTOR RECEPTACLE 4POS GOLD SCREW Connector = Amphenol M12A-04BFFB-SL7001, Ferrite: None, GlobTek Black, GT Cord # C37047, Pin Out: Pin 1: (+), Pin 2 (-) Pins 3 & 4: N/C, Blades/Input Cord: Fixed Blades North American 1-15P, Approvals: EAC; Ukraine; Conforms to 62368-1; WEEE; CB 62368; LPS 62368; China RoHS; Double Insulation; Level VI; LPS 60950; RoHS; VCCI; PSE; cULus (4.2V, 5.0V and 12V only); FCC; CB 60950;	
	Model No. GT-86120-1212-W2	
	Part No./Ordering No. WR9HE1000ALTW-F(R6B)	Rev A1

DERATING CURVE



<p>GlobTek, Inc. www.globtek.com 186 Veterans Drive, Northvale, NJ 07647 Tel. (201) 784-1000 Fax (201) 784-0111</p>	<p>Drawing Title: GT-86120-1212-W2, ICT/ITE Power Supply, Efficiency Level: USA DOE Level VI / Eco-design Directive 2009/125/EC, (EU) 2019/1782, Case Color/Style: GlobTek Black, Wall Plug-in, Regulated Switchmode AC-DC Power Supply AC Adaptor, Input Rating: 100-240V- , 50/60Hz, N. America NEMA 1-15 Fixed , Output Rating: 12W, 12.0V@1.0A, Output Configuration: 1500 mm, 20/2 Cond, UL 2464, M12 4 POLE FEMALE CONNECTOR RECEPTACLE 4POS GOLD SCREW Connector = Amphenol M12A-04BFFB-SL7001, Ferrite: None, GlobTek Black, GT Cord # C37047, Pin Out: Pin 1: (+), Pin 2 (-) Pins 3 & 4: N/C, Blades/Input Cord: Fixed Blades North American 1-15P, Approvals: EAC; Ukraine; Conforms to 62368-1; WEEE; CB 62368; LPS 62368; China RoHS; Double Insulation; Level VI; LPS 60950; RoHS; VCCI; PSE; cULus (4.2V, 5.0V and 12V only); FCC; CB 60950;</p> <tr> <td data-bbox="300 304 1364 346"> Model No. GT-86120-1212-W2 </td><td data-bbox="1364 304 1550 346"></td></tr> <tr> <td data-bbox="300 346 1364 388"> Part No./Ordering No. WR9HE1000ALTW-F(R6B) </td><td data-bbox="1364 346 1550 388"> Rev A1 </td></tr>	Model No. GT-86120-1212-W2		Part No./Ordering No. WR9HE1000ALTW-F(R6B)	Rev A1
Model No. GT-86120-1212-W2					
Part No./Ordering No. WR9HE1000ALTW-F(R6B)	Rev A1				

INPUT CONFIGURATION

(F1) Class II / Double Insulated



[Alternate grounding configurations](#) available upon request.

Blades/Cord Included:FBNA2:Fixed Blades North American 1-15P

Blades/Cord Installed:FBNA2:Fixed Blades North American 1-15P

NEMA 1-15P, North America Blades, Class II 2 Conductors

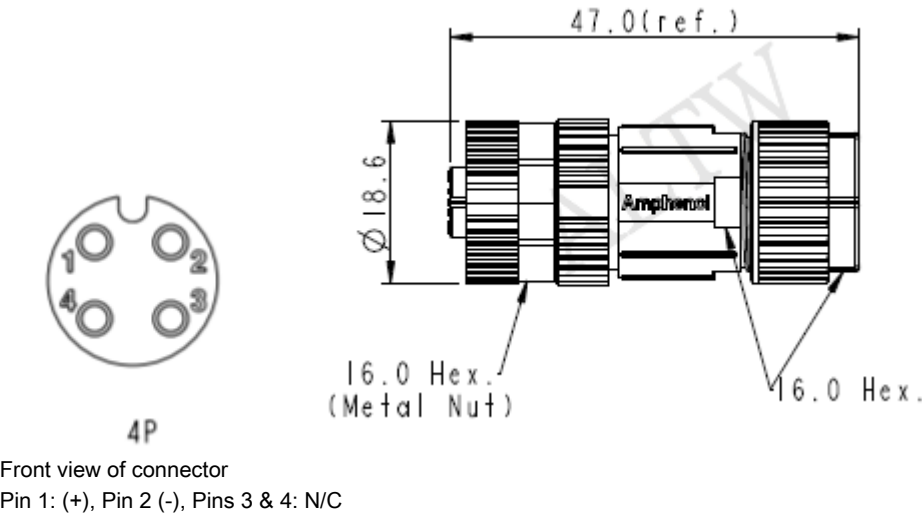
All NEMA 1 devices are two-wire non-grounding devices (hot-neutral) rated for 125 V maximum. NEMA 1-15P plugs have two parallel flat blades, 0.25 inches (6.35 mm) wide, 0.06 inches (1.524 mm) thick, 0.625-0.718 inches (15.875–18.256 mm) long, and spaced 0.5 inches (12.7 mm) apart.

<p>GlobTek, Inc. www.globtek.com 186 Veterans Drive, Northvale, NJ 07647 Tel. (201) 784-1000 Fax (201) 784-0111</p>	<p>Drawing Title: GT-86120-1212-W2, ICT/ITE Power Supply, Efficiency Level: USA DOE Level VI / Eco-design Directive 2009/125/EC, (EU) 2019/1782, Case Color/Style: GlobTek Black, Wall Plug-in, Regulated Switchmode AC-DC Power Supply AC Adaptor, Input Rating: 100-240V~, 50/60Hz, N. America NEMA 1-15 Fixed, Output Rating: 12W, 12.0V@1.0A, Output Configuration: 1500 mm, 20/2 Cond, UL 2464, M12 4 POLE FEMALE CONNECTOR RECEPTACLE 4POS GOLD SCREW Connector = Amphenol M12A-04BFFB-SL7001, Ferrite: None, GlobTek Black, GT Cord # C37047, Pin Out: Pin 1: (+), Pin 2 (-) Pins 3 & 4: N/C, Blades/Input Cord: Fixed Blades North American 1-15P, Approvals: EAC; Ukraine; Conforms to 62368-1; WEEE; CB 62368; LPS 62368; China RoHS; Double Insulation; Level VI; LPS 60950; RoHS; VCCI; PSE; cULus (4.2V, 5.0V and 12V only); FCC; CB 60950;</p> <p>Model No. GT-86120-1212-W2</p> <p>Part No./Ordering No. WR9HE1000ALTW-F(R6B)</p> <p>Rev A1</p>
---	--

OUTPUT CORD AND CONNECTOR:
AMPH M12A-04-SL7001/C37047

ACTUAL CONNECTORS, OVERMOLDS, FERRITES MAY VARY SLIGHTLY FROM THE PICTURE BELOW

CABLE TYPE	UL 2464
CABLE LENGTH (mm)	1500
CABLE TOLERANCE (mm)	+150-0
WIRE GAUGE (AWG)	20
CONDUCTORS	2
HANK DIMENSION (mm)	80 ± 10
CABLE / CONNECTOR OVERMOLD COLOR	GlobTek Black
FERRITE TYPE AND DIMENSION	None
FERRITE NUMBER OF TURNS	N/A
(Definition)	
FERRITE DIMENSION FROM STRAIN RELIEF	N/A
FERRITE DIMENSION FROM PLUG	N/A
PLUG TYPE	M12 4 POLE FEMALE CONNECTOR RECEPTACLE 4POS GOLD SCREW Connector = Amphenol M12A-04BFFB-SL7001
OUTPUT CONNECTOR GENDER	Female
OVERMOLDED	No
OVER MOLD ORIENTATION	Straight
CONNECTOR PIN OUT	Pin 1: (+), Pin 2 (-) Pins 3 & 4: N/C



GlobTek, Inc. www.globtek.com 186 Veterans Drive, Northvale, NJ 07647 Tel. (201) 784-1000 Fax (201) 784-0111	Drawing Title: GT-86120-1212-W2, ICT/ITE Power Supply, Efficiency Level: USA DOE Level VI / Eco-design Directive 2009/125/EC, (EU) 2019/1782, Case Color/Style: GlobTek Black, Wall Plug-in, Regulated Switchmode AC-DC Power Supply AC Adaptor, Input Rating: 100-240V- , 50/60Hz, N. America NEMA 1-15 Fixed , Output Rating: 12W, 12.0V@1.0A, Output Configuration: 1500 mm, 20/2 Cond, UL 2464, M12 4 POLE FEMALE CONNECTOR RECEPTACLE 4POS GOLD SCREW Connector = Amphenol M12A-04BFFB-SL7001, Ferrite: None, GlobTek Black, GT Cord # C37047, Pin Out: Pin 1: (+), Pin 2 (-) Pins 3 & 4: N/C, Blades/Input Cord: Fixed Blades North American 1-15P, Approvals: EAC; Ukraine; Conforms to 62368-1; WEEE; CB 62368; LPS 62368; China RoHS; Double Insulation; Level VI; LPS 60950; RoHS; VCCI; PSE; cULus (4.2V, 5.0V and 12V only); FCC; CB 60950;	
	Model No. GT-86120-1212-W2	
	Part No./Ordering No. WR9HE1000ALTW-F(R6B)	Rev A1

OUTPUT CONNECTOR HOOK UP

TO ADDRESS SYSTEM-LEVEL EMI CONCERNS, FERRITE CHOKES/BEADS MAY BE ADDED/REVISED UPON REQUEST. A SAMPLE KIT OF GLOBTEK'S STANDARD FERRITES IS AVAILABLE UNDER GLOBTEK P/N: EMI-MITIGATION-KIT1

FOR ADDITIONAL INFORMATION, PLEASE READ OUR WHITE PAPER AT:

<https://en.globtek.com/technical-articles/ferrite-kit-radiated-emi-suppression-kit-for-globtek-power-supplies-cable-assemblies>

GloboTek, Inc. www.globtek.com 186 Veterans Drive, Northvale, NJ 07647 Tel. (201) 784-1000 Fax (201) 784-0111	Drawing Title: GT-86120-1212-W2, ICT/ITE Power Supply, Efficiency Level: USA DOE Level VI / Eco-design Directive 2009/125/EC, (EU) 2019/1782, Case Color/Style: GloboTek Black, Wall Plug-in, Regulated Switchmode AC-DC Power Supply AC Adaptor, Input Rating: 100-240V- , 50/60Hz, N. America NEMA 1-15 Fixed , Output Rating: 12W, 12.0V@1.0A, Output Configuration: 1500 mm, 20/2 Cond, UL 2464, M12 4 POLE FEMALE CONNECTOR RECEPTACLE 4POS GOLD SCREW Connector = Amphenol M12A-04BFFB-SL7001, Ferrite: None, GloboTek Black, GT Cord # C37047, Pin Out: Pin 1: (+), Pin 2 (-) Pins 3 & 4: N/C, Blades/Input Cord: Fixed Blades North American 1-15P, Approvals: EAC; Ukraine; Conforms to 62368-1; WEEE; CB 62368; LPS 62368; China RoHS; Double Insulation; Level VI; LPS 60950; RoHS; VCCI; PSE; cULus (4.2V, 5.0V and 12V only); FCC; CB 60950;	
	Model No. GT-86120-1212-W2	
	Part No./Ordering No. WR9HE1000ALTW-F(R6B)	Rev A1

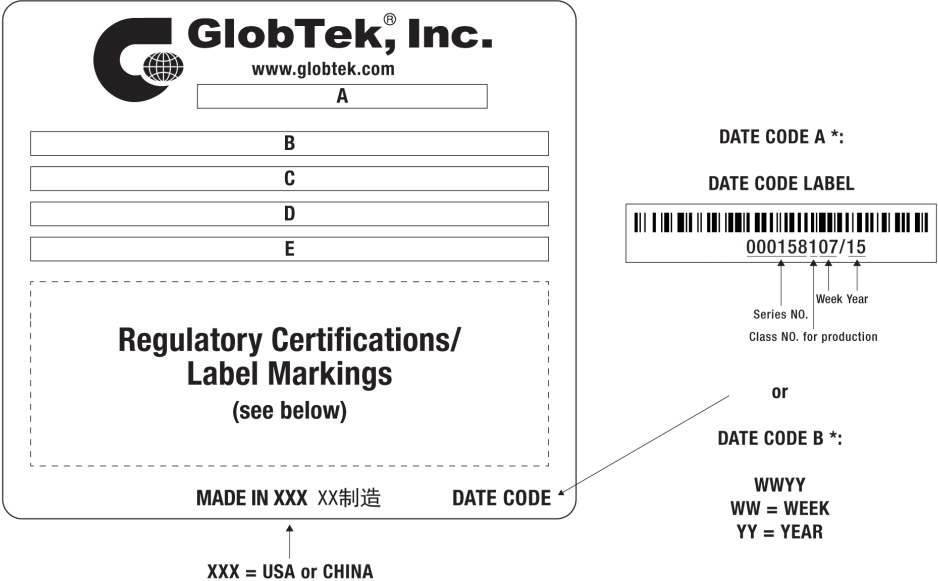
LABEL:L-1186

LABEL P/N	Standard GT
MATERIAL	Flat Thermal Transfer, Imprintable, Polyester Label and/or Pad Printed and/or Molded, and/or Laser Engraved in the case
BACKGROUND COLOR	Black if housing is Black, White or Silver if housing is White or Gray.
TEXT COLOR	White or Silver if label is Black Background for Black housing. Black if label is White or Silver background and Housing is White or Gray.
LABEL WIDTH (mm)	39.7
LABEL HEIGHT (mm)	16.2
SPECIAL BARCODE LABEL MATERIAL	No

Below is the minimum information which will appear on the label. NOTE: in the logo area additional/actual positioning of symbols and text is subjected to change as per agency updates/requirements or additional model approvals become available.

Regulatory certifications/label markings may be in logo area on the label or molded into the case housing outside the label area.

Information will be shown via label and/or pad printed and/or molded and/or laser engraved in the case. * Date code markings at GloboTek option



A=ICT/ITE Power Supply
B=P/N: (料号) WR9HE1000ALTW-F(R6B)
C=Model (型号) GT-86120-1212-W2
D=Input (输入)100-240V- , 50/60Hz, 0.5A
E=Output (输出)12.0 V 1.0 A, 12.00W

GlobTek, Inc. www.globtek.com 186 Veterans Drive, Northvale, NJ 07647 Tel. (201) 784-1000 Fax (201) 784-0111	Drawing Title: GT-86120-1212-W2, ICT/ITE Power Supply, Efficiency Level: USA DOE Level VI / Eco-design Directive 2009/125/EC, (EU) 2019/1782, Case Color/Style: GlobTek Black, Wall Plug-in, Regulated Switchmode AC-DC Power Supply AC Adaptor, Input Rating: 100-240V~, 50/60Hz, N. America NEMA 1-15 Fixed, Output Rating: 12W, 12.0V@1.0A, Output Configuration: 1500 mm, 20/2 Cond, UL 2464, M12 4 POLE FEMALE CONNECTOR RECEPTACLE 4POS GOLD SCREW Connector = Amphenol M12A-04BFFB-SL7001, Ferrite: None, GlobTek Black, GT Cord # C37047, Pin Out: Pin 1: (+), Pin 2 (-) Pins 3 & 4: N/C, Blades/Input Cord: Fixed Blades North American 1-15P, Approvals: EAC; Ukraine; Conforms to 62368-1; WEEE; CB 62368; LPS 62368; China RoHS; Double Insulation; Level VI; LPS 60950; RoHS; VCCI; PSE; cULus (4.2V, 5.0V and 12V only); FCC; CB 60950;
Model No. GT-86120-1212-W2	Part No./Ordering No. WR9HE1000ALTW-F(R6B) Rev A1

AGENCY ONLINE DOCUMENTS	http://www.globtek.info/certs/GT-86120-WWVV-W2Z/
CE EC-Declaration for Medical	Contact GlobTek for more information
CE EC-Declaration for Industrial/Commercial/ITE	http://globtek.force.com/models/ec_declaration_product?id=01t0c000008wBR1&i=2
CE EC-Declaration for Household	Contact GlobTek for more information
UKCA-Declaration for Medical	Contact GlobTek for more information
UKCA-Declaration for Industrial/Commercial/ITE	http://globtek.force.com/models/ukca_declaration_product?id=01t0c000008wBR1&i=2
UKCA-Declaration for Household	Contact GlobTek for more information
Morocco SDoC Declaration	https://globtek.secure.force.com/models/Morocco_SDoC_Declaration?id=a0Oa000000MiwZEAR
RoHS/RoHS3 Declaration	https://www.globtek.com/pdf/rohs_cert/01t0c000008wBR1AAM
REACH Declaration	https://www.globtek.com/pdf/iso_certificates/REACH.pdf
Conflict Minerals Declaration	https://www.globtek.com/pdf/conflict-minerals.pdf
Prop 65 Statement	https://en.globtek.com/prop-65-statement.pdf

IPXY rating is based on 3rd party testing and customers should check suitability and test system level IPXY rating before ordering.

Regulatory Certifications/Label Markings

Below follows a link to the latest regulatory certifications and marks for this specific product. National standards as well as certification schemes are constantly changing and so is the set of certification marks and symbols applicable to this product. Various standards, marks and symbols, and certificates are subject to change at any time without notice.

Additional standards or unique country certifications are available upon request. Please contact Globtek to request a quotation.

LATEST PRODUCT/MODEL CERTIFICATIONS: <https://www.globtek.com/datasheet/w71060>

AGENCY ONLINE DOCUMENTS <http://www.globtek.info/certs/GT-86120-WWVV-W2Z/>



(F1) Class II / Double Insulated



4P

FRONT VIEW OF CONNECTOR

Pin 1: (+), Pin 2 (-) Pins 3 & 4: N/C

PROPRIETARY INFORMATION

PROPRIETARY OF GLOBTEK, INC. ANY REPRODUCTION, DISCLOSURE OR USE OF THIS DRAWING, IN WHOLE OR IN PART, IS HEREBY PROHIBITED EXCEPT AS SPECIFIED IN Page 14 of 17
WRITING BY GLOBTEK, INC. © GlobTek, Inc. 2019 - 2023
quest / 09/16/2023 6:37:32 AM GMT CLONED FROM WR9HE1000LCP-F(R6B)

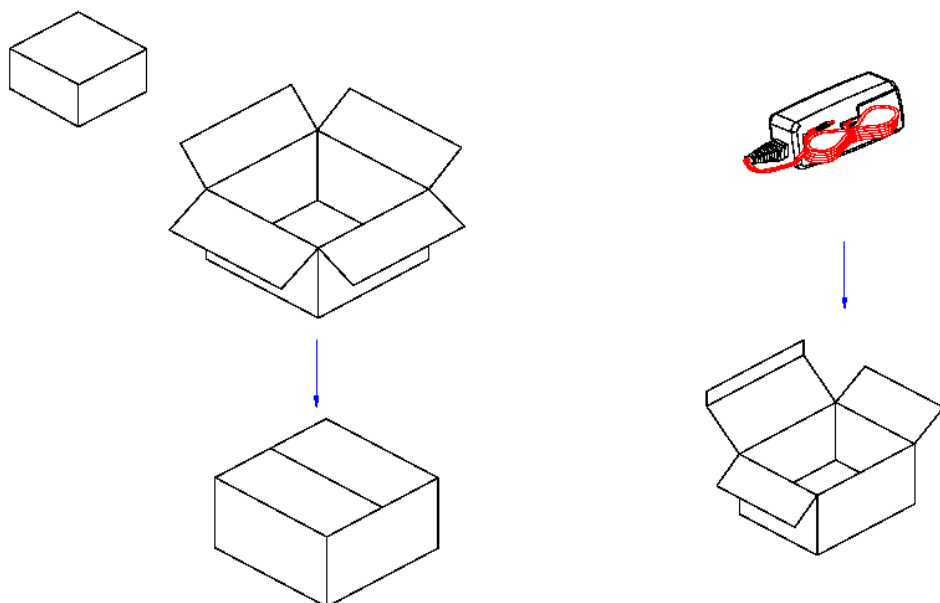
GlobTek, Inc. www.globtek.com 186 Veterans Drive, Northvale, NJ 07647 Tel. (201) 784-1000 Fax (201) 784-0111	Drawing Title: GT-86120-1212-W2, ICT/ITE Power Supply, Efficiency Level: USA DOE Level VI / Eco-design Directive 2009/125/EC, (EU) 2019/1782, Case Color/Style: GlobTek Black, Wall Plug-in, Regulated Switchmode AC-DC Power Supply AC Adaptor, Input Rating: 100-240V~, 50/60Hz, N. America NEMA 1-15 Fixed, Output Rating: 12W, 12.0V@1.0A, Output Configuration: 1500 mm, 20/2 Cond, UL 2464, M12 4 POLE FEMALE CONNECTOR RECEPTACLE 4POS GOLD SCREW Connector = Amphenol M12A-04BFFB-SL7001, Ferrite: None, GlobTek Black, GT Cord # C37047, Pin Out: Pin 1: (+), Pin 2 (-) Pins 3 & 4: N/C, Blades/Input Cord: Fixed Blades North American 1-15P, Approvals: EAC; Ukraine; Conforms to 62368-1; WEEE; CB 62368; LPS 62368; China RoHS; Double Insulation; Level VI; LPS 60950; RoHS; VCCI; PSE; cULus (4.2V, 5.0V and 12V only); FCC; CB 60950;
Model No. GT-86120-1212-W2	
Part No./Ordering No. WR9HE1000ALTW-F(R6B)	
Rev A1	

PACKAGING

Packing Spec P/N	Standard WPI, Individually Box, User manual DT
Box Qty	80
Gift Box Size (mm)	90*48*82
Gift Box Color	White
Master Carton Size (mm)	470 x 310 x 284
Master Carton Cubic Volume (m³)	0.04
Master GW (Kg)	15.2 kg
BLADES INCLUDED	FBNA2: Fixed Blades North American 1-15P
BLADE/CORD INSTALLED	FBNA2: Fixed Blades North American 1-15P
USER MANUAL*	809-DESKTOPUSERMANUAL on A4 paper
USER MANUAL WEB LINK	https://en.globtek.com/pdf/809-DESKTOPUSERMANUAL.jpg

* This specification sheet is considered the user manual for all applications. It is expected that the buyer of this product will use it to formulate their own user manual for their end product and a user manual specifically for the power adapter is not usually required. If a user manual is not specifically listed above then none will be provided with this unit.

If specific packaging is required, this section must specify all requirements and note "no exceptions". If this section does not specify packaging, it is subject to change without notice at GlobTek's discretion



PROPRIETARY INFORMATION

PROPRIETARY OF GLOBTEK, INC. ANY REPRODUCTION, DISCLOSURE OR USE OF THIS DRAWING, IN WHOLE OR IN PART, IS HEREBY PROHIBITED EXCEPT AS SPECIFIED IN WRITING BY GLOBTEK, INC. © GlobTek, Inc. 2019 - 2023
 guest / 09/16/2023 6:37:32 AM GMT CLONED FROM WR9HE1000LCP-F(R6B) Page 15 of 17

GlobTek, Inc. www.globtek.com 186 Veterans Drive, Northvale, NJ 07647 Tel. (201) 784-1000 Fax (201) 784-0111	Drawing Title: GT-86120-1212-W2, ICT/ITE Power Supply, Efficiency Level: USA DOE Level VI / Eco-design Directive 2009/125/EC, (EU) 2019/1782, Case Color/Style: GlobTek Black, Wall Plug-in, Regulated Switchmode AC-DC Power Supply AC Adaptor, Input Rating: 100-240V- , 50/60Hz, N. America NEMA 1-15 Fixed , Output Rating: 12W, 12.0V@1.0A, Output Configuration: 1500 mm, 20/2 Cond, UL 2464, M12 4 POLE FEMALE CONNECTOR RECEPTACLE 4POS GOLD SCREW Connector = Amphenol M12A-04BFFB-SL7001, Ferrite: None, GlobTek Black, GT Cord # C37047, Pin Out: Pin 1: (+), Pin 2 (-) Pins 3 & 4: N/C, Blades/Input Cord: Fixed Blades North American 1-15P, Approvals: EAC; Ukraine; Conforms to 62368-1; WEEE; CB 62368; LPS 62368; China RoHS; Double Insulation; Level VI; LPS 60950; RoHS; VCCI; PSE; cULus (4.2V, 5.0V and 12V only); FCC; CB 60950;	
	Model No. GT-86120-1212-W2	
	Part No./Ordering No. WR9HE1000ALTW-F(R6B)	Rev A1

INSTRUCTIONS TO THE OEM SYSTEMS ENGINEER

It is the responsibility of the OEM systems engineer to provide the end system user instructions and warnings for the use of this product in the end system.

If an input cord is required for this product, AC Mains voltage should be provided to the power supply by a power supply cord approved to the national standards of the country in which it will be used.

This product is not designed to be repaired. No serviceable parts inside. A blown internal fuse is an indication of catastrophic failure of circuit component(s). If a Failure Analysis is required for a failed power supply/battery charger, please return the damaged unit to GlobTek for an accurate determination of the root cause of the failure.

EMC Compliance of the complete OEM product, including the GlobTek power supply/battery charger needs to be verified by the OEM systems engineer.

INSTRUCTION SHEET

N/A

<p>GlobTek, Inc. www.globtek.com 186 Veterans Drive, Northvale, NJ 07647 Tel. (201) 784-1000 Fax (201) 784-0111</p>	<p>Drawing Title: GT-86120-1212-W2, ICT/ITE Power Supply, Efficiency Level: USA DOE Level VI / Eco-design Directive 2009/125/EC, (EU) 2019/1782, Case Color/Style: GlobTek Black, Wall Plug-in, Regulated Switchmode AC-DC Power Supply AC Adaptor, Input Rating: 100-240V- , 50/60Hz, N. America NEMA 1-15 Fixed , Output Rating: 12W, 12.0V@1.0A, Output Configuration: 1500 mm, 20/2 Cond, UL 2464, M12 4 POLE FEMALE CONNECTOR RECEPTACLE 4POS GOLD SCREW Connector = Amphenol M12A-04BFFB-SL7001, Ferrite: None, GlobTek Black, GT Cord # C37047, Pin Out: Pin 1: (+), Pin 2 (-) Pins 3 & 4: N/C, Blades/Input Cord: Fixed Blades North American 1-15P, Approvals: EAC; Ukraine; Conforms to 62368-1; WEEE; CB 62368; LPS 62368; China RoHS; Double Insulation; Level VI; LPS 60950; RoHS; VCCI; PSE; cULus (4.2V, 5.0V and 12V only); FCC; CB 60950;</p>		
	<p>Model No. GT-86120-1212-W2</p>		
	<p>Part No./Ordering No. WR9HE1000ALTW-F(R6B)</p>	<p>Rev A1</p>	

