

GlobTek, Inc. www.globtek.com 186 Veterans Drive, Northvale, NJ 07647 Tel. (201) 784-1000 Fax (201) 784-0111	Drawing Title: GTM96060-0606-1.0, ICT / ITE / Medical Power Supply/Class 2/Household Power Supply, Efficiency Level: USA DOE Level VI / Eco-design Directive 2009/125/EC, (EU) 2019/1782, Case Color/Style: GlobTek White, Wall Plug-in, Regulated Switchmode AC-DC Power Supply AC Adaptor, Input Rating: 100-240V~, 50-60 Hz, Interchangeable Blades http://en.globtek.com/interchangeable-blades.php , Output Rating: 6W, 5.0V@1.2A, Output Configuration: 1530 mm, 18/1C + Shield Cond, UL 1185, Female Barrel Right Angle, 5.5*2.1*11mm with internal Spring Clip and Locking Notch or Equal, Ferrite: None, GlobTek White, GT Cord # C31496, Pin Out: Center Positive (+V), symbol compliant with IEC 60417 symbol no. 5926, Blades/Input Cord: (Order Separately), Approvals: CCC; FCC; CAN ICES-3; IP42; CB 62368; 230V CoC Tier 2; ETL (6W max); EAC; cETLus 60950-1; cETLus 60601-1-11; UL 1310; UKCA; India BIS 5V, 5.5V, 5.95V, 7.5V, 9V, 12V, 15V, 18V, 19V, 24V; UL 1310; Korea (9,9.5,10,11,12,13,13.5,14V Only); Taiwan BSMI (3,5,5.2,5.95,6.6,7.7,5.9,11,12,13.5,15,18,19,24,30,36V only); Conforms to 62368-1; ETL 62368 (6W max); LPS 62368; Morocco; ETL (Brazil); PSE; Taiwan BSMI (5.5V only); Fuse 60335; Fuse 60335; max temp 50; Book 60601; CB 60601-1 2MOPP (6W max); CB EN/IEC 60335-1 (6W max); cETLus UL1310 (6W max); CE; Double Ins
	Model No. GTM96060-0606-1.0
	Part No./Ordering No. WR9QA1200CRPCIMR6W
	Rev B

In Addition to GlobTek Inc.'s renewed ISO9001:2015 - Quality Management System Certification, GlobTek Inc. is now certified to:

ISO13485:2016 - Medical Devices Quality Management System Certification

ISO14001:2015 - Environmental Management System Certification

ISO Certificates are available online at <https://www.globtek.com/iso-certificates/>

The acceptance of this specification and use of the product described in this document indicates the acceptance and binding of the customer to Globtek TERMS AND CONDITIONS (attached to the end of this document), which supersede all other agreements, terms, and conditions (<https://en.globtek.com/terms-and-conditions/>).

The purchaser of this product (Customer) agrees that it is their sole responsibility to determine suitability/fitness of the product described in this specification for their application and to take precautions for protection against any hazards attendant to the handling and use of the product.

Footnote:

GlobTek Inc. will not be liable for the safety and performance of these power supplies/battery packs if unauthorized access and repair occurs. End user should consult applicable UL, CSA or EN standards for proper installation instruction.

Limitation of Use:

GlobTek products are intended for use with commercial, medical, and/or industrial equipment only. GlobTek product are not authorized for use as mission critical components in life support hazardous environment, nuclear or aircraft applications without prior written approval from the CEO of GlobTek Inc.

Contents of this document are subject to change without prior notice.

Customer Approval of Specification:

Please approve, sign and send back to GlobTek so we can complete order processing.

A delay in receipt of this form will delay delivery schedule.

Company Name:

Customer P/N:

Quote Number:

Date:

Authorized Representative Name:

Authorized Representative Signature:

GlobTek, Inc. www.globtek.com 186 Veterans Drive, Northvale, NJ 07647 Tel. (201) 784-1000 Fax (201) 784-0111	Drawing Title: GTM96060-0606-1.0, ICT / ITE / Medical Power Supply/Class 2/Household Power Supply, Efficiency Level: USA DOE Level VI / Eco-design Directive 2009/125/EC, (EU) 2019/1782, Case Color/Style: GlobTek White, Wall Plug-in, Regulated Switchmode AC-DC Power Supply AC Adaptor, Input Rating: 100-240V~, 50-60 Hz, Interchangeable Blades http://en.globtek.com/interchangeable-blades.php , Output Rating: 6W, 5.0V@1.2A, Output Configuration: 1530 mm, 18/1C + Shield Cond, UL 1185, Female Barrel Right Angle, 5.5*2.1*11mm with internal Spring Clip and Locking Notch or Equal, Ferrite: None, GlobTek White, GT Cord # C31496, Pin Out: Center Positive (+V), symbol compliant with IEC 60417 symbol no. 5926, Blades/Input Cord: (Order Separately), Approvals: CCC; FCC; CAN ICES-3; IP42; CB 62368; 230V CoC Tier 2; ETL (6W max); EAC; cETLus 60950-1; cETLus 60601-1-11; UL 1310; UKCA; India BIS 5V, 5.5V, 5.95V, 7.5V, 9V, 12V, 15V, 18V, 19V, 24V; UL 1310; Korea (9,9.5,10,11,12,13,13.5,14V Only); Taiwan BSMI (3,5,5.2,5.95,6,6.7,7.5,9,11,12,13.5,15,18,19,24,30,36V only); Conforms to 62368-1; ETL 62368 (6W max); LPS 62368; Morocco; ETL (Brazil); PSE; Taiwan BSMI (5.5V only); Fuse 60335; Fuse 60335; max temp 50; Book 60601; CB 60601-1 2MOPP (6W max); CB EN/IEC 60335-1 (6W max); cETLus UL1310 (6W max); CE; Double Ins		
	Model No. GTM96060-0606-1.0		
	Part No./Ordering No. WR9QA1200CRPCIMR6W		Rev B

REVISION HISTORY

REV	DESCRIPTION	SUB	DATE	APPROVED
B	Change from egg crate to gift box packing, add connector overmold drawing for tooling #DC00064	dhock	05/02/2019	QA
A	Initial Release	dhock	12/18/2018	QA

POWER SUPPLY INFORMATION

TYPE	Wall Plug-in
TECHNOLOGY	Regulated Switchmode AC-DC Power Supply AC Adaptor
CASE COLOR	GlobTek White
NAMEPLATE RATED INPUT	100-240V~, 50-60 Hz, 0.6 A
INPUT CONFIG	Interchangeable Blades
WATTS	6.00
VOLTS OUT	5.0
CURRENT OUT (Amps)	1.2
BLADE/CORD INCLUDED	None (Order Separately)
BLADE/CORD INSTALLED	None : (Order Separately)
INGRESS PROTECTION	IP42 (Optional IP54-IP55)
GROUNDING CONFIGURATION	(F1) Class II / Double Insulated
EFFICIENCY LEVEL	USA DOE Level VI / Eco-design Directive 2009/125/EC, (EU) 2019/1782 - Europe Code of Conduct on Energy Efficiency of External Power Supplies - Version 5
OUTPUT CONFIGURATION	1530 mm, 18/1C + Shield Cond, UL 1185, Female Barrel Right Angle, 5.5*2.1*11mm with internal Spring Clip and Locking Notch or Equal, Ferrite: None, GlobTek White, GT Cord # C31496
OVERMOLDED	Yes
OUTPUT CONNECTOR GENDER	Female
CONNECTOR PIN OUT	Center Positive (+V), symbol compliant with IEC 60417 symbol no. 5926
LABEL SPECS	Standard GT,L-1186
SPECIAL BARCODE LABEL MATERIAL	No
PACK SPEC	Standard WPI, Individually Box
USER MANUAL	

PROPRIETARY INFORMATION

PROPRIETARY OF GLOBTEK, INC. ANY REPRODUCTION, DISCLOSURE OR USE OF THIS DRAWING, IN WHOLE OR IN PART, IS HEREBY PROHIBITED EXCEPT AS SPECIFIED IN

WRITING BY GLOBTEK, INC. © GlobTek, Inc. 2018 - 2023

quest / 09/28/2023 7:46:19 PM GMT CLONED FROM WR9QA1200K10PNAIMR6W

GlobTek, Inc. www.globtek.com 186 Veterans Drive, Northvale, NJ 07647 Tel. (201) 784-1000 Fax (201) 784-0111	Drawing Title: GTM96060-0606-1.0, ICT / ITE / Medical Power Supply/Class 2/Household Power Supply, Efficiency Level: USA DOE Level VI / Eco-design Directive 2009/125/EC, (EU) 2019/1782, Case Color/Style: GlobTek White, Wall Plug-in, Regulated Switchmode AC-DC Power Supply AC Adaptor, Input Rating: 100-240V~, 50-60 Hz, Interchangeable Blades http://en.globtek.com/interchangeable-blades.php , Output Rating: 6W, 5.0V@1.2A, Output Configuration: 1530 mm, 18/1C + Shield Cond, UL 1185, Female Barrel Right Angle, 5.5*2.1*11mm with internal Spring Clip and Locking Notch or Equal, Ferrite: None, GlobTek White, GT Cord # C31496, Pin Out: Center Positive (+V), symbol compliant with IEC 60417 symbol no. 5926, Blades/Input Cord: (Order Separately), Approvals: CCC; FCC; CAN ICES-3; IP42; CB 62368; 230V CoC Tier 2; ETL (6W max); EAC; cETLus 60950-1; cETLus 60601-1-11; UL 1310; UKCA; India BIS 5V, 5.5V, 5.95V, 7.5V, 9V, 12V, 15V, 18V, 19V, 24V; UL 1310; Korea (9,9.5,10,11,12,13,13.5,14V Only); Taiwan BSMI (3,5,5.2,5.95,6,6.7,7.5,9,11,12,13.5,15,18,19,24,30,36V only); Conforms to 62368-1; ETL 62368 (6W max); LPS 62368; Morocco; ETL (Brazil); PSE; Taiwan BSMI (5.5V only); Fuse 60335; Fuse 60335; max temp 50; Book 60601; CB 60601-1 2MOPP (6W max); CB EN/IEC 60335-1 (6W max); cETLus UL1310 (6W max); CE; Double Ins		
	Model No. GTM96060-0606-1.0		
	Part No./Ordering No. WR9QA1200CRPCIMR6W		Rev B

Notes/Modifications/Customizations (notes in this section supersede the values shown in the standard spec)

DIMENSIONS ARE IN MM UNLESS SPECIFIED OTHERWISE

All external parts are color WHITE!

Gift Box size 73*90.5*53mm may not be changed!

GlobTek, Inc. www.globtek.com 186 Veterans Drive, Northvale, NJ 07647 Tel. (201) 784-1000 Fax (201) 784-0111	Drawing Title: GTM96060-0606-1.0, ICT / ITE / Medical Power Supply/Class 2/Household Power Supply, Efficiency Level: USA DOE Level VI / Eco-design Directive 2009/125/EC, (EU) 2019/1782, Case Color/Style: GlobTek White, Wall Plug-in, Regulated Switchmode AC-DC Power Supply AC Adaptor, Input Rating: 100-240V~, 50-60 Hz, Interchangeable Blades http://en.globtek.com/interchangeable-blades.php , Output Rating: 6W, 5.0V@1.2A, Output Configuration: 1530 mm, 18/1C + Shield Cond, UL 1185, Female Barrel Right Angle, 5.5*2.1*11mm with internal Spring Clip and Locking Notch or Equal, Ferrite: None, GlobTek White, GT Cord # C31496, Pin Out: Center Positive (+V), symbol compliant with IEC 60417 symbol no. 5926, Blades/Input Cord: (Order Separately), Approvals: CCC; FCC; CAN ICES-3; IP42; CB 62368; 230V CoC Tier 2; ETL (6W max); EAC; cETLus 60950-1; cETLus 60601-1-11; UL 1310; UKCA; India BIS 5V, 5.5V, 5.95V, 7.5V, 9V, 12V, 15V, 18V, 19V, 24V; UL 1310; Korea (9,9.5,10,11,12,13,13.5,14V Only); Taiwan BSMI (3,5,5.2,5.95,6,6.7,7.5,9,11,12,13.5,15,18,19,24,30,36V only); Conforms to 62368-1; ETL 62368 (6W max); LPS 62368; Morocco; ETL (Brazil); PSE; Taiwan BSMI (5.5V only); Fuse 60335; Fuse 60335; max temp 50; Book 60601; CB 60601-1 2MOPP (6W max); CB EN/IEC 60335-1 (6W max); cETLus UL1310 (6W max); CE; Double Ins	
	Model No. GTM96060-0606-1.0	
	Part No./Ordering No. WR9QA1200CRPCIMR6W	Rev B

ELECTRICAL SPECIFICATIONS

Input

Input Voltage:	Specified: 90-264VAC, Nameplate: 100-240VAC 100% rated load current for 90-264VAC 85% rated load current for 85-264VAC 100% rated load current for 110-370VDC
Input Frequency:	Specified: 47-63Hz, Nameplate: 50-60Hz
No Load Input Power:	<75mW @ 230VAC
Inrush Current:	<30A @ 230VAC (cold start @ 25°C)
Efficiency:	DoE Energy Level VI and CoC Tier 2, for models 5V and above

Output

Turn-on Delay:	1 second max. @ 100VAC and full load
Output Regulation	± 5% (measured at the output connector)
Line Regulation:	± 1% (measured at the output connector @ full load)
Ripple:	0.5% pk-pk or 50mV, whichever is greater (using a 47µF low-ESR cap + 0.1µF ceramic capacitor, measured @ 20MHz BW) (Note: < 0.2% or 25mV option available upon request)
Transient Response:	5% deviation max. (with 25% load step), recovery to within 1ms typ.
Startup Overshoot:	<5% (full load)
Hold-up Time:	8ms min. (100VAC and full load)
Power Indicator:	Green LED
Switching Frequency:	65KHz typ.

Protections

Input Protection:	300Vac MOV transient suppressor, input line fusing
Over-Voltage Protection:	110-130%, of nominal output voltage
Current Limiting: (Standard CV Models):	Short circuit and overload protected, auto recovery Output current limit: 120% to 250% of rated output current (Upper end of current limit range is determined by normal output power rating, not derated output power level)
Current Limiting: (Constant Current Models):	± 10% of specified nominal output current rating Current regulated from Vout (nom.) to 0.25 * Vout (nom.) Average output current below 0.25 * Vout will be reduced, and unit will hiccup cycle
Over-Temperature Protection	On-chip temperature sensor (integrated in primary-side switching controller), shut down at Tj = ~140°C, restart at Tj = ~70°C

PROPRIETARY INFORMATION

PROPRIETARY OF GLOBTEK, INC. ANY REPRODUCTION, DISCLOSURE OR USE OF THIS DRAWING, IN WHOLE OR IN PART, IS HEREBY PROHIBITED EXCEPT AS SPECIFIED IN

WRITING BY GLOBTEK, INC. © GlobTek, Inc. 2018 - 2023

quest / 09/28/2023 7:46:19 PM GMT CLONED FROM WR9QA1200K10PNAIMR6W

GlobTek, Inc. www.globtek.com 186 Veterans Drive, Northvale, NJ 07647 Tel. (201) 784-1000 Fax (201) 784-0111	Drawing Title: GTM96060-0606-1.0, ICT / ITE / Medical Power Supply/Class 2/Household Power Supply, Efficiency Level: USA DOE Level VI / Eco-design Directive 2009/125/EC, (EU) 2019/1782, Case Color/Style: GlobTek White, Wall Plug-in, Regulated Switchmode AC-DC Power Supply AC Adaptor, Input Rating: 100-240V~, 50-60 Hz, Interchangeable Blades http://en.globtek.com/interchangeable-blades.php , Output Rating: 6W, 5.0V@1.2A, Output Configuration: 1530 mm, 18/1C + Shield Cond, UL 1185, Female Barrel Right Angle, 5.5*2.1*11mm with internal Spring Clip and Locking Notch or Equal, Ferrite: None, GlobTek White, GT Cord # C31496, Pin Out: Center Positive (+V), symbol compliant with IEC 60417 symbol no. 5926, Blades/Input Cord: (Order Separately), Approvals: CCC; FCC; CAN ICES-3; IP42; CB 62368; 230V CoC Tier 2; ETL (6W max); EAC; cETLus 60950-1; cETLus 60601-1-11; UL 1310; UKCA; India BIS 5V, 5.5V, 5.95V, 7.5V, 9V, 12V, 15V, 18V, 19V, 24V; UL 1310; Korea (9,9.5,10,11,12,13,13.5,14V Only); Taiwan BSMI (3,5,5.2,5.95,6,6.7,7.5,9,11,12,13.5,15,18,19,24,30,36V only); Conforms to 62368-1; ETL 62368 (6W max); LPS 62368; Morocco; ETL (Brazil); PSE; Taiwan BSMI (5.5V only); Fuse 60335; Fuse 60335; max temp 50; Book 60601; CB 60601-1 2MOPP (6W max); CB EN/IEC 60335-1 (6W max); cETLus UL1310 (6W max); CE; Double Ins	
	Model No. GTM96060-0606-1.0	
	Part No./Ordering No. WR9QA1200CRPCIMR6W	Rev B

Environmental

MTBF:	1,500,000 hours @ 25°C ambient, full load (Telcordia SR-332, Issue 3)
Operating Temperature:	-10°C to 50°C (@ 6W load) See derating graph for output power capability outside of standard range.
Storage Temperature:	-30°C to 80°C
Humidity:	0% to 95% relative humidity, non-condensing
Cooling:	Convection
RoHS:	Compliant with latest regulations

Safety

Dielectric Withstand Voltage:	4000VAC or 5656VDC from input to output
Touch Current:	<60µA
Earth Leakage Current	N/A, Class II input (No protective earth pin, therefore earth leakage is not measured)
Means of Protection:	2 x MOPP
Primary-Secondary Bridging Capacitance:	Two 470pF IEC60384-14 certified Y1 capacitors in series

EMC

Applicable Standards:	Medical: EN60601-1-2, 4th edition Emissions: EN55032, EN 55011, EN61000-6-3, EN61000-6-4, CISPR11, CISPR22 Immunity: EN55024, EN61000-6-1, EN61000-6-2
Conducted Emissions:	Class B, FCC Part 15, Class B (with resistive load)
Radiated Emissions:	Class B, FCC Part 15, Class B (with resistive load)
Harmonic Current Voltage Distortion:	EN61000-3-2, Class A
Voltage Fluctuations/Flicker:	EN61000-3-3
Electrostatic Discharge (ESD) Immunity:	EN61000-4-2, 10KV contact discharge, 18KV air discharge
Radiated RF Immunity:	EN61000-4-3, 10V/m 80-1000MHz, 3V/m 1-2.7GHz, 80% 1KHz AM
EFT/Burst Immunity:	EN61000-4-4, 4KV/100kHz.
Line Surge Immunity:	EN61000-4-5, 1.5KV differential, 4KV common-mode
Conducted RF Immunity:	EN61000-4-6, 3VRMS, 80% 1KHz AM
Power Frequency Magnetic Field Immunity:	EN61000-4-8, 3A/m
Voltage Dip Immunity:	EN61000-4-11

Enclosure

Housing:	High impact plastic, 94V0 polycarbonate, non-vented
Size:	43.5 x 74.0 x 36.8 +/-1.0 mm
Markings:	Label, pad printing, or laser engraving

GlobTek, Inc. www.globtek.com 186 Veterans Drive, Northvale, NJ 07647 Tel. (201) 784-1000 Fax (201) 784-0111	Drawing Title: GTM96060-0606-1.0, ICT / ITE / Medical Power Supply/Class 2/Household Power Supply, Efficiency Level: USA DOE Level VI / Eco-design Directive 2009/125/EC, (EU) 2019/1782, Case Color/Style: GlobTek White, Wall Plug-in, Regulated Switchmode AC-DC Power Supply AC Adaptor, Input Rating: 100-240V~, 50-60 Hz, Interchangeable Blades http://en.globtek.com/interchangeable-blades.php , Output Rating: 6W, 5.0V@1.2A, Output Configuration: 1530 mm, 18/1C + Shield Cond, UL 1185, Female Barrel Right Angle, 5.5*2.1*11mm with internal Spring Clip and Locking Notch or Equal, Ferrite: None, GlobTek White, GT Cord # C31496, Pin Out: Center Positive (+V), symbol compliant with IEC 60417 symbol no. 5926, Blades/Input Cord: (Order Separately), Approvals: CCC; FCC; CAN ICES-3; IP42; CB 62368; 230V CoC Tier 2; ETL (6W max); EAC; cETLus 60950-1; cETLus 60601-1-11; UL 1310; UKCA; India BIS 5V, 5.5V, 5.95V, 7.5V, 9V, 12V, 15V, 18V, 19V, 24V; UL 1310; Korea (9,9.5,10,11,12,13,13.5,14V Only); Taiwan BSMI (3,5,5.2,5.95,6,6.7,7.5,9,11,12,13.5,15,18,19,24,30,36V only); Conforms to 62368-1; ETL 62368 (6W max); LPS 62368; Morocco; ETL (Brazil); PSE; Taiwan BSMI (5.5V only); Fuse 60335; Fuse 60335; max temp 50; Book 60601; CB 60601-1 2MOPP (6W max); CB EN/IEC 60335-1 (6W max); cETLus UL1310 (6W max); CE; Double Ins	
	Model No. GTM96060-0606-1.0	
	Part No./Ordering No. WR9QA1200CRPCIMR6W	Rev B

Special Options

1. Cost reduction, removal of LED
2. Custom cordsets, various cordage types, and connector types
3. Custom markings
4. Reduced leakage current version, medical Type-CF leakage current compliance
5. Tightened output voltage tolerance
6. Reduced output ripple level
7. Constant current battery charger characteristic
8. Reduced output power rating
9. High reliability PCB laminate with plated through-holes for IPC610 Class 2 Compliance
10. Output voltage between 3.3V and 4.9V (without DoE EL6 and EU CoC Tier 2 compliance)
11. Special housing colors and cordset colors
12. Tamper proof, AC wall plug-in blade assembly. (Requires a special tool to remove the AC Wall Plug-in blade assembly.)

TO ADDRESS SYSTEM-LEVEL EMI CONCERNS, FERRITE CHOKES/BEADS MAY BE ADDED/REVISED UPON REQUEST. A SAMPLE KIT OF GLOBTEK'S STANDARD FERRITES IS AVAILABLE UNDER GLOBTEK P/N: EMI-MITIGATION-KIT1

FOR ADDITIONAL INFORMATION, PLEASE READ OUR WHITE PAPER AT: <https://r.globtek.info/3QeaqtD>

INGRESS PROTECTION: IP42 (Optional IP54-IP55)

GlobTek, Inc.
www.globtek.com
186 Veterans Drive,
Northvale, NJ 07647
Tel. (201) 784-1000
Fax (201) 784-0111

Drawing Title: GTM96060-0606-1.0, ICT / ITE / Medical Power Supply/Class 2/Household Power Supply, Efficiency Level: USA DOE Level VI / Eco-design Directive 2009/125/EC, (EU) 2019/1782, Case Color/Style: GlobTek White, Wall Plug-in, Regulated Switchmode AC-DC Power Supply AC Adaptor, Input Rating: 100-240V~, 50-60 Hz, Interchangeable Blades <http://en.globtek.com/interchangeable-blades.php>, Output Rating: 6W, 5.0V@1.2A, Output Configuration: 1530 mm, 18/1C + Shield Cond, UL 1185, Female Barrel Right Angle, 5.5*2.1*11mm with internal Spring Clip and Locking Notch or Equal, Ferrite: None, GlobTek White, GT Cord # C31496, Pin Out: Center Positive (+V), symbol compliant with IEC 60417 symbol no. 5926, Blades/Input Cord: (Order Separately), Approvals: CCC; FCC; CAN ICES-3; IP42; CB 62368; 230V CoC Tier 2; ETL (6W max); EAC; cETLus 60950-1; cETLus 60601-1-11; UL 1310; UKCA; India BIS 5V, 5.5V, 5.95V, 7.5V, 9V, 12V, 15V, 18V, 19V, 24V; UL 1310; Korea (9,9.5,10,11,12,13,13.5,14V Only); Taiwan BSMI (3,5,5.2,5.95,6.6,7.7,7.5,9,11,12,13.5,15,18,19,24,30,36V only); Conforms to 62368-1; ETL 62368 (6W max); LPS 62368; Morocco; ETL (Brazil); PSE; Taiwan BSMI (5.5V only); Fuse 60335; Fuse 60335; max temp 50; Book 60601; CB 60601-1 2MOPP (6W max); CB EN/IEC 60335-1 (6W max); cETLus UL1310 (6W max); CE; Double Ins

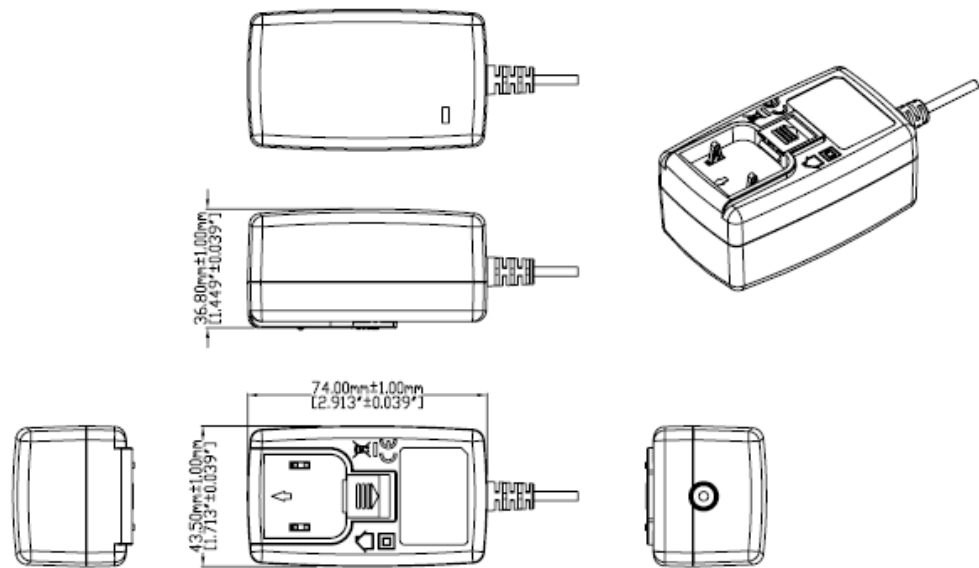
Model No. GTM96060-0606-1.0

Part No./Ordering No. WR9QA1200CRPCIMR6W

Rev B

3D File Download [https://www.globtek.com/dl/GTM96180-WALL-PLUG%20\(5\).igs](https://www.globtek.com/dl/GTM96180-WALL-PLUG%20(5).igs)

Mechanical drawing



LED INDICATOR: Green Power ON indicator LED standard. May be ordered without LED as an option

GlobTek, Inc.
www.globtek.com
186 Veterans Drive,
Northvale, NJ 07647
Tel. (201) 784-1000
Fax (201) 784-0111

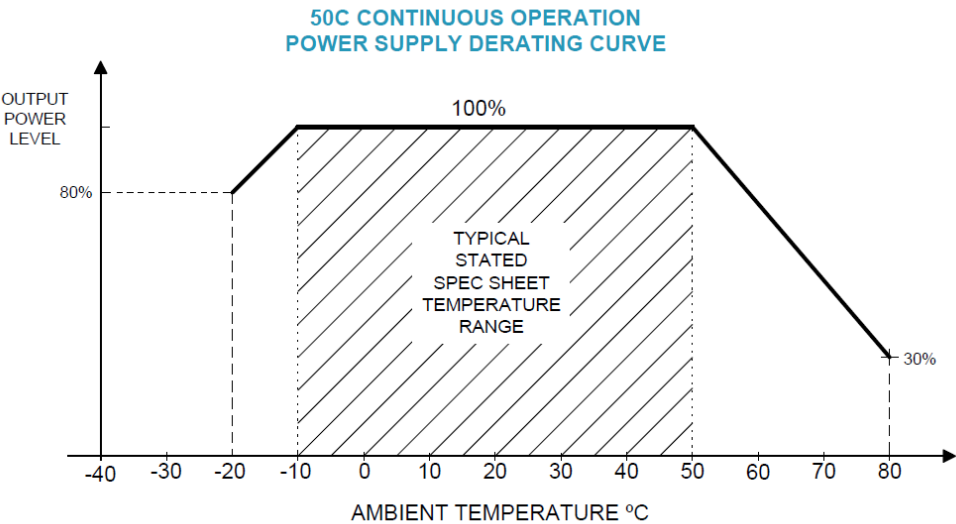
Drawing Title: GTM96060-0606-1.0, ICT / ITE / Medical Power Supply/Class 2/Household Power Supply, Efficiency Level: USA DOE Level VI / Eco-design Directive 2009/125/EC, (EU) 2019/1782, Case Color/Style: GlobTek White, Wall Plug-in, Regulated Switchmode AC-DC Power Supply AC Adaptor, Input Rating: 100-240V~, 50-60 Hz, Interchangeable Blades <http://en.globtek.com/interchangeable-blades.php>, Output Rating: 6W, 5.0V@1.2A, Output Configuration: 1530 mm, 18/1C + Shield Cond, UL 1185, Female Barrel Right Angle, 5.5*2.1*11mm with internal Spring Clip and Locking Notch or Equal, Ferrite: None, GlobTek White, GT Cord # C31496, Pin Out: Center Positive (+V), symbol compliant with IEC 60417 symbol no. 5926, Blades/Input Cord: (Order Separately), Approvals: CCC; FCC; CAN ICES-3; IP42; CB 62368; 230V CoC Tier 2; ETL (6W max); EAC; cETLus 60950-1; cETLus 60601-1-11; UL 1310; UKCA; India BIS 5V, 5.5V, 5.95V, 7.5V, 9V, 12V, 15V, 18V, 19V, 24V; UL 1310; Korea (9,9.5,10,11,12,13,13.5,14V Only); Taiwan BSMI (3,5,5.2,5.95,6.6,7.7,7.5,9,11,12,13.5,15,18,19,24,30,36V only); Conforms to 62368-1; ETL 62368 (6W max); LPS 62368; Morocco; ETL (Brazil); PSE; Taiwan BSMI (5.5V only); Fuse 60335; Fuse 60335; max temp 50; Book 60601; CB 60601-1 2MOPP (6W max); CB EN/IEC 60335-1 (6W max); cETLus UL1310 (6W max); CE; Double Ins

Model No. GTM96060-0606-1.0

Part No./Ordering No. WR9QA1200CRPCIMR6W

Rev B

DERATING CURVE



<p>GlobTek, Inc. www.globtek.com 186 Veterans Drive, Northvale, NJ 07647 Tel. (201) 784-1000 Fax (201) 784-0111</p>	<p>Drawing Title: GTM96060-0606-1.0, ICT / ITE / Medical Power Supply/Class 2/Household Power Supply, Efficiency Level: USA DOE Level VI / Eco-design Directive 2009/125/EC, (EU) 2019/1782, Case Color/Style: GlobTek White, Wall Plug-in, Regulated Switchmode AC-DC Power Supply AC Adaptor, Input Rating: 100-240V~, 50-60 Hz, Interchangeable Blades http://en.globtek.com/interchangeable-blades.php, Output Rating: 6W, 5.0V@1.2A, Output Configuration: 1530 mm, 18/1C + Shield Cond, UL 1185, Female Barrel Right Angle, 5.5*2.1*11mm with internal Spring Clip and Locking Notch or Equal, Ferrite: None, GlobTek White, GT Cord # C31496, Pin Out: Center Positive (+V), symbol compliant with IEC 60417 symbol no. 5926, Blades/Input Cord: (Order Separately), Approvals: CCC; FCC; CAN ICES-3; IP42; CB 62368; 230V CoC Tier 2; ETL (6W max); EAC; cETLus 60950-1; cETLus 60601-1-11; UL 1310; UKCA; India BIS 5V, 5.5V, 5.95V, 7.5V, 9V, 12V, 15V, 18V, 19V, 24V; UL 1310; Korea (9,9.5,10,11,12,13,13.5,14V Only); Taiwan BSMI (3,5,5.2,5.95,6,6.7,7.5,9,11,12,13.5,15,18,19,24,30,36V only); Conforms to 62368-1; ETL 62368 (6W max); LPS 62368; Morocco; ETL (Brazil); PSE; Taiwan BSMI (5.5V only); Fuse 60335; Fuse 60335; max temp 50; Book 60601; CB 60601-1 2MOPP (6W max); CB EN/IEC 60335-1 (6W max); cETLus UL1310 (6W max); CE; Double Ins</p>
	<p>Model No. GTM96060-0606-1.0</p>
	<p>Part No./Ordering No. WR9QA1200CRPCIMR6W</p>
	<p>Rev B</p>

INPUT CONFIGURATION

(F1) Class II / Double Insulated



[Alternate grounding configurations](#) available upon request.

Blades/Cord Included:None:(Order Separately)


Blades/Cord Installed:None:(Order Separately)

Blade Options for Q Series Wall Plug-in Power Supplies

Data Sheet: <http://en.globtek.com/interchangeable-blades.php>

Insertion Instructions: <http://www.globtek.com/pdf/Instructions-Interchangeable-Blades.pdf>

Video: [Q-Blade Style Instruction Video](#)



PROPRIETARY INFORMATION

PROPRIETARY OF GLOBTEK, INC. ANY REPRODUCTION, DISCLOSURE OR USE OF THIS DRAWING, IN WHOLE OR IN PART, IS HEREBY PROHIBITED EXCEPT AS SPECIFIED IN

WRITING BY GLOBTEK, INC. © GlobTek, Inc. 2018 - 2023

quest / 09/28/2023 7:46:19 PM GMT CLONED FROM WR9QA1200K10PNAIMR6W

GlobTek, Inc. www.globtek.com 186 Veterans Drive, Northvale, NJ 07647 Tel. (201) 784-1000 Fax (201) 784-0111	Drawing Title: GTM96060-0606-1.0, ICT / ITE / Medical Power Supply/Class 2/Household Power Supply, Efficiency Level: USA DOE Level VI / Eco-design Directive 2009/125/EC, (EU) 2019/1782, Case Color/Style: GlobTek White, Wall Plug-in, Regulated Switchmode AC-DC Power Supply AC Adaptor, Input Rating: 100-240V~, 50-60 Hz, Interchangeable Blades http://en.globtek.com/interchangeable-blades.php , Output Rating: 6W, 5.0V@1.2A, Output Configuration: 1530 mm, 18/1C + Shield Cond, UL 1185, Female Barrel Right Angle, 5.5*2.1*11mm with internal Spring Clip and Locking Notch or Equal, Ferrite: None, GlobTek White, GT Cord # C31496, Pin Out: Center Positive (+V), symbol compliant with IEC 60417 symbol no. 5926, Blades/Input Cord: (Order Separately), Approvals: CCC; FCC; CAN ICES-3; IP42; CB 62368; 230V CoC Tier 2; ETL (6W max); EAC; cETLus 60950-1; cETLus 60601-1-11; UL 1310; UKCA; India BIS 5V, 5.5V, 5.95V, 7.5V, 9V, 12V, 15V, 18V, 19V, 24V; UL 1310; Korea (9,9.5,10,11,12,13,13.5,14V Only); Taiwan BSMI (3,5,5.2,5.95,6.6,7.7,7.5,9,11,12,13.5,15,18,19,24,30,36V only); Conforms to 62368-1; ETL 62368 (6W max); LPS 62368; Morocco; ETL (Brazil); PSE; Taiwan BSMI (5.5V only); Fuse 60335; Fuse 60335; max temp 50; Book 60601; CB 60601-1 2MOPP (6W max); CB EN/IEC 60335-1 (6W max); cETLus UL1310 (6W max); CE; Double Ins
	Model No. GTM96060-0606-1.0
	Part No./Ordering No. WR9QA1200CRPCIMR6W
	Rev B

INPUT CONNECTOR: Q-Socket (below are available blades configurations which are "not included" (unless stated above); can be purchased separately, package with power supply or as a separate "Q-KIT" if specified

01. United States / Canada / Japan NEMA 1-15P/ IEC PLUG Type A [WORKS IN PLUG B] configuration: NA 2 blades, Class II; US/CA/JP P/N: Q-NA(R)
02. Australian AS 3112 configuration: SAA 2 blade/ IEC TYPE I, Class II; AU P/N: Q-SAA(R)
03. UK BS 1363 configuration: UK 3 blade with dummy Ground/ IEC TYPE G, Class II; GB P/N: Q-UK(R)
04. European CEE 7/16 configuration: Europlug 2 pins/ IEC TYPE C [WORKS IN TYPE E&F], Class II; EU P/N: Q-EU(R)
05. Korean KS C8305 configuration: 2 pins/SIMILAR TO IEC TYPE C, Class II; KR P/N: Q-KR(R)
06. Argentina IRAM 2073 configuration: 2 blades/SIMILAR TO IEC TYPE I; AR P/N: Class II Q-AR(R)
07. China GB 2099 configuration: 2 blades/SIMILAR TO TYPE A, Class II; CN P/N: Q-CN(R)
08. India IS 1293 6A/BS546 configuration: 5A, 3 pins with Dummy Ground, Class II/IEC TYPE D; IN P/N: Q-IN(R)
09. IEC60320/C18 Inlet, Class II; P/N: Q-C18(R)
10. Brazilian NBR6147 configuration: 2 pins, Class II;SIMILAR TO IEC TYPE C BR P/N: Q-BR(R)
11. South Africa SABS164-1 and India IS 1293, IS694, 16A type plug, 3 round prongs, Class II + dummy ground, IEC TYPE M P/N: Q-SANS164-1-16A(R)
12. South Africa SABS164-4, 3 round prongs with a notched prong @ 0°, Class II + dummy ground, IEC TYPE M Red, P/N:
Q-SANS164-4C-16A(R)
13. South Africa SABS164-4, 3 round prongs with a notched prong @ -53°, Class II + dummy ground, Blue, IEC TYPE M, P/N:
Q-SANS164-4L-16A(R)
14. South Africa SABS164-4, 3 round prongs with a notched prong @ +53°, Class II + dummy ground, Black,IEC TYPE M P/N:
Q-SANS164-4R-16A(R)

Kits

01. Q-KIT: 1,2,3,4 above
02. Q-KIT-INTL: 2,3,4 above
03. Q-KIT-6: 1,2,3,4,5,6 above
04. Q-KIT-7: 1,2,3,4,5,6,7 above
05. Q-KIT-8: 1,2,3,4,5,6,7,8 above

PROPRIETARY INFORMATION

GlobTek, Inc. www.globtek.com 186 Veterans Drive, Northvale, NJ 07647 Tel. (201) 784-1000 Fax (201) 784-0111	Drawing Title: GTM96060-0606-1.0, ICT / ITE / Medical Power Supply/Class 2/Household Power Supply, Efficiency Level: USA DOE Level VI / Eco-design Directive 2009/125/EC, (EU) 2019/1782, Case Color/Style: GlobTek White, Wall Plug-in, Regulated Switchmode AC-DC Power Supply AC Adaptor, Input Rating: 100-240V~, 50-60 Hz, Interchangeable Blades http://en.globtek.com/interchangeable-blades.php , Output Rating: 6W, 5.0V@1.2A, Output Configuration: 1530 mm, 18/1C + Shield Cond, UL 1185, Female Barrel Right Angle, 5.5*2.1*11mm with internal Spring Clip and Locking Notch or Equal, Ferrite: None, GlobTek White, GT Cord # C31496, Pin Out: Center Positive (+V), symbol compliant with IEC 60417 symbol no. 5926, Blades/Input Cord: (Order Separately), Approvals: CCC; FCC; CAN ICES-3; IP42; CB 62368; 230V CoC Tier 2; ETL (6W max); EAC; cETLus 60950-1; cETLus 60601-1-11; UL 1310; UKCA; India BIS 5V, 5.5V, 5.95V, 7.5V, 9V, 12V, 15V, 18V, 19V, 24V; UL 1310; Korea (9,9.5,10,11,12,13,13.5,14V Only); Taiwan BSMI (3,5,5.2,5.95,6,6.7,7.5,9,11,12,13.5,15,18,19,24,30,36V only); Conforms to 62368-1; ETL 62368 (6W max); LPS 62368; Morocco; ETL (Brazil); PSE; Taiwan BSMI (5.5V only); Fuse 60335; Fuse 60335; max temp 50; Book 60601; CB 60601-1 2MOPP (6W max); CB EN/IEC 60335-1 (6W max); cETLus UL1310 (6W max); CE; Double Ins	
	Model No. GTM96060-0606-1.0	
	Part No./Ordering No. WR9QA1200CRPCIMR6W	Rev B

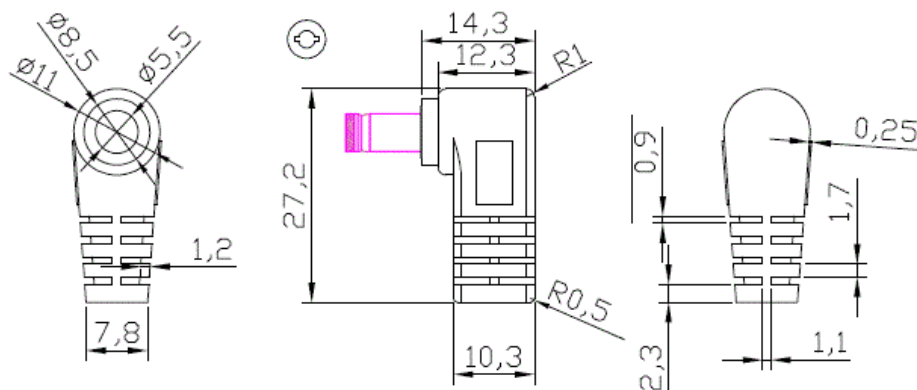
OUTPUT CORD AND CONNECTOR: CR11L/C31496

ACTUAL CONNECTORS, OVERMOLDS, FERRITES MAY VARY SLIGHTLY FROM THE PICTURE BELOW

CABLE TYPE	UL 1185
CABLE LENGTH (mm)	1530
CABLE TOLERANCE (mm)	±100
WIRE GAUGE (AWG)	18
CONDUCTORS	1C + Shield
HANK DIMENSION (mm)	80 ± 10
CABLE / CONNECTOR OVERMOLD COLOR	GlobTek White
FERRITE TYPE AND DIMENSION	None
FERRITE NUMBER OF TURNS(Definition)	N/A
FERRITE DIMENSION FROM STRAIN RELIEF	N/A
FERRITE DIMENSION FROM PLUG	N/A
PLUG TYPE	Female Barrel Right Angle, 5.5*2.1*11mm with internal Spring Clip and Locking Notch or Equal
OUTPUT CONNECTOR GENDER	Female
OVERMOLDED	Yes
OVER MOLD ORIENTATION	Right Angle
CONNECTOR PIN OUT	Center Positive (+V), symbol compliant with IEC 60417 symbol no. 5926
Use Globtek overmold tool DC00064.	

ADDITIONAL REQUIREMENTS

UL1310 Warning Label Up To 36 Volts with plugs



ADDITIONAL OUTPUT PLUG OPTIONS ARE AVAILABLE AT <https://www.globtek.com/connectors/>
STANDARD PLUGS AND CONNECTORS CAN BE SEEN ONLINE AT <https://www.globtek.com/connectors/>
CALCULATE VOLTAGE REGULATION/DROP WITH OUR ONLINE CALCULATOR: <https://en.globtek.com/output-cable-regulation-calculator/>

PROPRIETARY INFORMATION

PROPRIETARY OF GLOBTEK, INC. ANY REPRODUCTION, DISCLOSURE OR USE OF THIS DRAWING, IN WHOLE OR IN PART, IS HEREBY PROHIBITED EXCEPT AS SPECIFIED IN Page 11 of 19
WRITING BY GLOBTEK, INC. © GlobTek, Inc. 2018 - 2023
quest / 09/28/2023 7:46:19 PM GMT CLONED FROM WR9QA1200K10PNAIMR6W

GlobTek, Inc. www.globtek.com 186 Veterans Drive, Northvale, NJ 07647 Tel. (201) 784-1000 Fax (201) 784-0111	Drawing Title: GTM96060-0606-1.0, ICT / ITE / Medical Power Supply/Class 2/Household Power Supply, Efficiency Level: USA DOE Level VI / Eco-design Directive 2009/125/EC, (EU) 2019/1782, Case Color/Style: GlobTek White, Wall Plug-in, Regulated Switchmode AC-DC Power Supply AC Adaptor, Input Rating: 100-240V~, 50-60 Hz, Interchangeable Blades http://en.globtek.com/interchangeable-blades.php , Output Rating: 6W, 5.0V@1.2A, Output Configuration: 1530 mm, 18/1C + Shield Cond, UL 1185, Female Barrel Right Angle, 5.5*2.1*11mm with internal Spring Clip and Locking Notch or Equal, Ferrite: None, GlobTek White, GT Cord # C31496, Pin Out: Center Positive (+V), symbol compliant with IEC 60417 symbol no. 5926, Blades/Input Cord: (Order Separately), Approvals: CCC; FCC; CAN ICES-3; IP42; CB 62368; 230V CoC Tier 2; ETL (6W max); EAC; cETLus 60950-1; cETLus 60601-1-11; UL 1310; UKCA; India BIS 5V, 5.5V, 5.95V, 7.5V, 9V, 12V, 15V, 18V, 19V, 24V; UL 1310; Korea (9,9.5,10,11,12,13,13.5,14V Only); Taiwan BSMI (3,5,5.2,5.95,6,6.7,7.5,9,11,12,13.5,15,18,19,24,30,36V only); Conforms to 62368-1; ETL 62368 (6W max); LPS 62368; Morocco; ETL (Brazil); PSE; Taiwan BSMI (5.5V only); Fuse 60335; Fuse 60335; max temp 50; Book 60601; CB 60601-1 2MOPP (6W max); CB EN/IEC 60335-1 (6W max); cETLus UL1310 (6W max); CE; Double Ins	
	Model No. GTM96060-0606-1.0	
	Part No./Ordering No. WR9QA1200CRPCIMR6W	Rev B

OUTPUT CONNECTOR HOOK UP

TO ADDRESS SYSTEM-LEVEL EMI CONCERNS, FERRITE CHOKES/BEADS MAY BE ADDED/REVISED UPON REQUEST. A SAMPLE KIT OF GLOBTEK'S STANDARD FERRITES IS AVAILABLE UNDER GLOBTEK P/N: EMI-MITIGATION-KIT1

FOR ADDITIONAL INFORMATION, PLEASE READ OUR WHITE PAPER AT:

<https://en.globtek.com/technical-articles/ferrite-kit-radiated-emi-suppression-kit-for-globtek-power-supplies-cable-assemblies>

PROPRIETARY INFORMATION

PROPRIETARY OF GLOBTEK, INC. ANY REPRODUCTION, DISCLOSURE OR USE OF THIS DRAWING, IN WHOLE OR IN PART, IS HEREBY PROHIBITED EXCEPT AS SPECIFIED IN WRITING BY GLOBTEK, INC. © GlobTek, Inc. 2018 - 2023
Page 12 of 19
quest / 09/28/2023 7:46:19 PM GMT CLONED FROM WR9QA1200K10PNAIMR6W

GlobTek, Inc. www.globtek.com 186 Veterans Drive, Northvale, NJ 07647 Tel. (201) 784-1000 Fax (201) 784-0111	Drawing Title: GTM96060-0606-1.0, ICT / ITE / Medical Power Supply/Class 2/Household Power Supply, Efficiency Level: USA DOE Level VI / Eco-design Directive 2009/125/EC, (EU) 2019/1782, Case Color/Style: GlobTek White, Wall Plug-in, Regulated Switchmode AC-DC Power Supply AC Adaptor, Input Rating: 100-240V~, 50-60 Hz, Interchangeable Blades http://en.globtek.com/interchangeable-blades.php , Output Rating: 6W, 5.0V@1.2A, Output Configuration: 1530 mm, 18/1C + Shield Cond, UL 1185, Female Barrel Right Angle, 5.5*2.1*11mm with internal Spring Clip and Locking Notch or Equal, Ferrite: None, GlobTek White, GT Cord # C31496, Pin Out: Center Positive (+V), symbol compliant with IEC 60417 symbol no. 5926, Blades/Input Cord: (Order Separately), Approvals: CCC; FCC; CAN ICES-3; IP42; CB 62368; 230V CoC Tier 2; ETL (6W max); EAC; cETLus 60950-1; cETLus 60601-1-11; UL 1310; UKCA; India BIS 5V, 5.5V, 5.95V, 7.5V, 9V, 12V, 15V, 18V, 19V, 24V; UL 1310; Korea (9,9.5,10,11,12,13,13.5,14V Only); Taiwan BSMI (3,5,5.2,5.95,6.6,7.7,7.5,9,11,12,13.5,15,18,19,24,30,36V only); Conforms to 62368-1; ETL 62368 (6W max); LPS 62368; Morocco; ETL (Brazil); PSE; Taiwan BSMI (5.5V only); Fuse 60335; Fuse 60335; max temp 50; Book 60601; CB 60601-1 2MOPP (6W max); CB EN/IEC 60335-1 (6W max); cETLus UL1310 (6W max); CE; Double Ins Model No. GTM96060-0606-1.0 Part No./Ordering No. WR9QA1200CRPCIMR6W Rev B
---	--

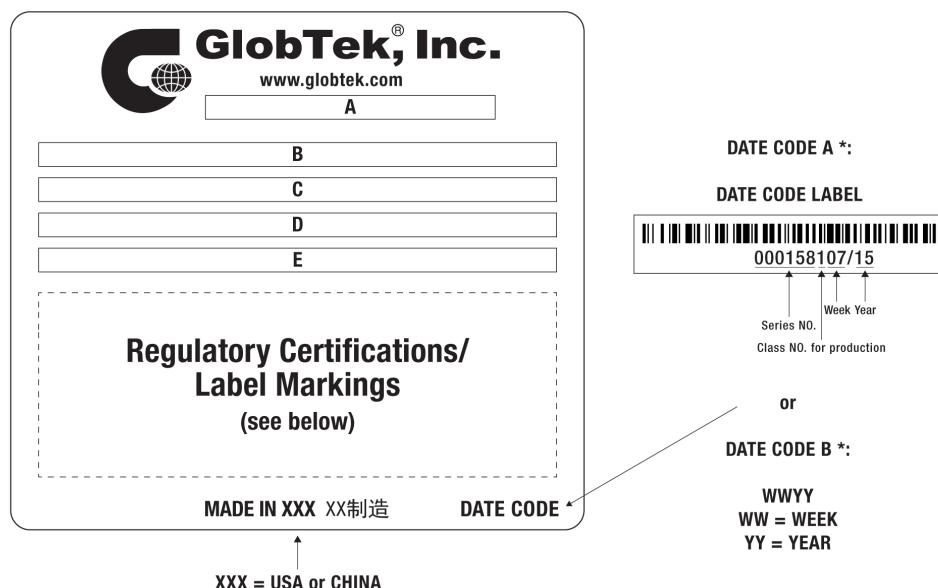
LABEL:L-1186

LABEL P/N	Standard GT
MATERIAL	Flat Thermal Transfer, Imprintable, Polyester Label and/or Pad Printed and/or Molded, and/or Laser Engraved in the case
BACKGROUND COLOR	Black if housing is Black, White or Silver if housing is White or Gray.
TEXT COLOR	White or Silver if label is Black Background for Black housing. Black if label is White or Silver background and Housing is White or Gray.
LABEL WIDTH (mm)	29.8
LABEL HEIGHT (mm)	20.8
SPECIAL BARCODE LABEL MATERIAL	No

Below is the minimum information which will appear on the label. NOTE: in the logo area additional/actual positioning of symbols and text is subjected to change as per agency updates/requirements or additional model approvals become available.

Regulatory certifications/label markings may be in logo area on the label or molded into the case housing outside the label area.

Information will be shown via label and/or pad printed and/or molded and/or laser engraved in the case. * Date code markings at GlobTek option




A=ICT / ITE / Medical Power Supply/Class 2/Household Power Supply

B=P/N: (料号) WR9QA1200CRPCIMR6W

C=Model (型号) GTM96060-0606-1.0

D=Input (输入) 100-240V~, 50-60 Hz, 0.6 A

E=Output (输出) 5.0 V  1.2 A, 6.00W

PROPRIETARY INFORMATION

PROPRIETARY OF GLOBTEK, INC. ANY REPRODUCTION, DISCLOSURE OR USE OF THIS DRAWING, IN WHOLE OR IN PART, IS HEREBY PROHIBITED EXCEPT AS SPECIFIED IN Page 13 of 19

WRITING BY GLOBTEK, INC. © GlobTek, Inc. 2018 - 2023

quest / 09/28/2023 7:46:19 PM GMT CLONED FROM WR9QA1200K10PNAIMR6W

GlobTek, Inc. www.globtek.com 186 Veterans Drive, Northvale, NJ 07647 Tel. (201) 784-1000 Fax (201) 784-0111	Drawing Title: GTM96060-0606-1.0, ICT / ITE / Medical Power Supply/Class 2/Household Power Supply, Efficiency Level: USA DOE Level VI / Eco-design Directive 2009/125/EC, (EU) 2019/1782, Case Color/Style: GlobTek White, Wall Plug-in, Regulated Switchmode AC-DC Power Supply AC Adaptor, Input Rating: 100-240V~, 50-60 Hz, Interchangeable Blades http://en.globtek.com/interchangeable-blades.php , Output Rating: 6W, 5.0V@1.2A, Output Configuration: 1530 mm, 18/1C + Shield Cond, UL 1185, Female Barrel Right Angle, 5.5*2.1*11mm with internal Spring Clip and Locking Notch or Equal, Ferrite: None, GlobTek White, GT Cord # C31496, Pin Out: Center Positive (+V), symbol compliant with IEC 60417 symbol no. 5926, Blades/Input Cord: (Order Separately), Approvals: CCC; FCC; CAN ICES-3; IP42; CB 62368; 230V CoC Tier 2; ETL (6W max); EAC; cETLus 60950-1; cETLus 60601-1-11; UL 1310; UKCA; India BIS 5V, 5.5V, 5.95V, 7.5V, 9V, 12V, 15V, 18V, 19V, 24V; UL 1310; Korea (9,9.5,10,11,12,13,13.5,14V Only); Taiwan BSMI (3,5,5.2,5.95,6.6,7.7,5,9,11,12,13.5,15,18,19,24,30,36V only); Conforms to 62368-1; ETL 62368 (6W max); LPS 62368; Morocco; ETL (Brazil); PSE; Taiwan BSMI (5.5V only); Fuse 60335; Fuse 60335; max temp 50; Book 60601; CB 60601-1 2MOPP (6W max); CB EN/IEC 60335-1 (6W max); cETLus UL 1310 (6W max); CE; Double Ins
	Model No. GTM96060-0606-1.0
	Part No./Ordering No. WR9QA1200CRPCIMR6W
	Rev B

AGENCY ONLINE DOCUMENTS

CE EC-Declaration for Medical	http://www.globtek.info/certs/GTM96060/
CE EC-Declaration for Industrial/Commercial/ITE	http://globtek.force.com/models/ec_declaration_product?id=01t0c000008qbXF&m=1
CE EC-Declaration for Household	http://globtek.force.com/models/ec_declaration_product?id=01t0c000008qbXF&i=2
UKCA-Declaration for Medical	http://globtek.force.com/models/ec_declaration_product?id=01t0c000008qbXF&h=2
UKCA-Declaration for Industrial/Commercial/ITE	http://globtek.force.com/models/ukca_declaration_product?id=01t0c000008qbXF&m=1
UKCA-Declaration for Household	http://globtek.force.com/models/ukca_declaration_product?id=01t0c000008qbXF&i=2
Morocco SDoC Declaration	http://globtek.force.com/models/ukca_declaration_product?id=01t0c000008qbXF&h=2
RoHS/RoHS3 Declaration	https://globtek.secure.force.com/models/Morocco_SDoC_Declaration?id=a0Oa000000NrvDbEAAJ
REACH Declaration	https://www.globtek.com/pdf/rohs_cert/01t0c000008qbXFAAY
Conflict Minerals Declaration	https://www.globtek.com/pdf/iso_certificates/REACH.pdf
Prop 65 Statement	https://www.globtek.com/pdf/conflict-minerals.pdf
IPXY rating is based on 3rd party testing and customers should check suitability and test system level IPXY rating before ordering.	https://en.globtek.com/prop-65-statement.pdf

Regulatory Certifications/Label Markings

Below follows a link to the latest regulatory certifications and marks for this specific product. National standards as well as certification schemes are constantly changing and so is the set of certification marks and symbols applicable to this product. Various standards, marks and symbols, and certificates are subject to change at any time without notice.

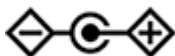
Additional standards or unique country certifications are available upon request. Please contact Globtek to request a quotation.

LATEST PRODUCT/MODEL CERTIFICATIONS: <https://www.globtek.com/datasheet/w71131>

AGENCY ONLINE DOCUMENTS <http://www.globtek.info/certs/GTM96060/>



(F1) Class II / Double Insulated



Center Positive (+V), symbol compliant with IEC 60417 symbol no. 5926

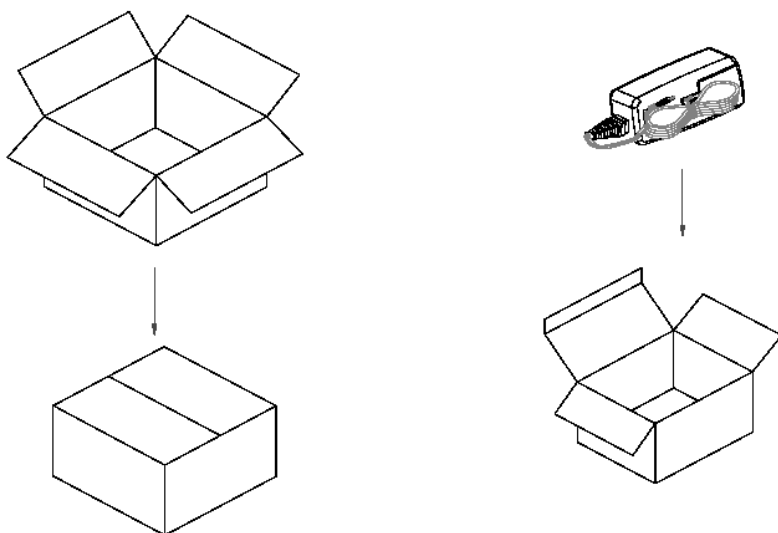
GlobTek, Inc. www.globtek.com 186 Veterans Drive, Northvale, NJ 07647 Tel. (201) 784-1000 Fax (201) 784-0111	Drawing Title: GTM96060-0606-1.0, ICT / ITE / Medical Power Supply/Class 2/Household Power Supply, Efficiency Level: USA DOE Level VI / Eco-design Directive 2009/125/EC, (EU) 2019/1782, Case Color/Style: GlobTek White, Wall Plug-in, Regulated Switchmode AC-DC Power Supply AC Adaptor, Input Rating: 100-240V~, 50-60 Hz, Interchangeable Blades http://en.globtek.com/interchangeable-blades.php , Output Rating: 6W, 5.0V@1.2A, Output Configuration: 1530 mm, 18/1C + Shield Cond, UL 1185, Female Barrel Right Angle, 5.5*2.1*11mm with internal Spring Clip and Locking Notch or Equal, Ferrite: None, GlobTek White, GT Cord # C31496, Pin Out: Center Positive (+V), symbol compliant with IEC 60417 symbol no. 5926, Blades/Input Cord: (Order Separately), Approvals: CCC; FCC; CAN ICES-3; IP42; CB 62368; 230V CoC Tier 2; ETL (6W max); EAC; cETLus 60950-1; cETLus 60601-1-11; UL 1310; UKCA; India BIS 5V, 5.5V, 5.95V, 7.5V, 9V, 12V, 15V, 18V, 19V, 24V; UL 1310; Korea (9,9.5,10,11,12,13,13.5,14V Only); Taiwan BSMI (3,5,5.2,5.95,6,6.7,7.5,9,11,12,13.5,15,18,19,24,30,36V only); Conforms to 62368-1; ETL 62368 (6W max); LPS 62368; Morocco; ETL (Brazil); PSE; Taiwan BSMI (5.5V only); Fuse 60335; Fuse 60335; max temp 50; Book 60601; CB 60601-1 2MOPP (6W max); CB EN/IEC 60335-1 (6W max); cETLus UL1310 (6W max); CE; Double Ins
	Model No. GTM96060-0606-1.0
	Part No./Ordering No. WR9QA1200CRPCIMR6W
	Rev B

PACKAGING

Packing Spec P/N	Standard WPI, Individually Box
Box Qty	80
Gift Box Size (mm)	73*90.5*53
Gift Box Color	White
Master Carton Size (mm)	225 x 368 x 357
Master Carton Cubic Volume (m³)	0.03
Master GW (Kg)	15.2 kg
BLADES INCLUDED	None: (Order Separately)
BLADE/CORD INSTALLED	None: (Order Separately)
USER MANUAL*	
USER MANUAL WEB LINK	

* This specification sheet is considered the user manual for all applications. It is expected that the buyer of this product will use it to formulate their own user manual for their end product and a user manual specifically for the power adapter is not usually required. If a user manual is not specifically listed above then none will be provided with this unit.

If specific packaging is required, this section must specify all requirements and note "no exceptions". If this section does not specify packaging, it is subject to change without notice at GlobTek's discretion



PROPRIETARY INFORMATION

PROPRIETARY OF GLOBTEK, INC. ANY REPRODUCTION, DISCLOSURE OR USE OF THIS DRAWING, IN WHOLE OR IN PART, IS HEREBY PROHIBITED EXCEPT AS SPECIFIED IN WRITING BY GLOBTEK, INC. © GlobTek, Inc. 2018 - 2023
 guest / 09/28/2023 7:46:19 PM GMT CLONED FROM WR9QA1200K10PNAIMR6W Page 15 of 19

<p>GlobTek, Inc. www.globtek.com 186 Veterans Drive, Northvale, NJ 07647 Tel. (201) 784-1000 Fax (201) 784-0111</p>	<p>Drawing Title: GTM96060-0606-1.0, ICT / ITE / Medical Power Supply/Class 2/Household Power Supply, Efficiency Level: USA DOE Level VI / Eco-design Directive 2009/125/EC, (EU) 2019/1782, Case Color/Style: GlobTek White, Wall Plug-in, Regulated Switchmode AC-DC Power Supply AC Adaptor, Input Rating: 100-240V~, 50-60 Hz, Interchangeable Blades http://en.globtek.com/interchangeable-blades.php, Output Rating: 6W, 5.0V@1.2A, Output Configuration: 1530 mm, 18/1C + Shield Cond, UL 1185, Female Barrel Right Angle, 5.5*2.1*11mm with internal Spring Clip and Locking Notch or Equal, Ferrite: None, GlobTek White, GT Cord # C31496, Pin Out: Center Positive (+V), symbol compliant with IEC 60417 symbol no. 5926, Blades/Input Cord: (Order Separately), Approvals: CCC; FCC; CAN ICES-3; IP42; CB 62368; 230V CoC Tier 2; ETL (6W max); EAC; cETLus 60950-1; cETLus 60601-1-11; UL 1310; UKCA; India BIS 5V, 5.5V, 5.95V, 7.5V, 9V, 12V, 15V, 18V, 19V, 24V; UL 1310; Korea (9,9.5,10,11,12,13,13.5,14V Only); Taiwan BSMI (3,5,5.2,5.95,6.6,7.7,7.5,9,11,12,13.5,15,18,19,24,30,36V only); Conforms to 62368-1; ETL 62368 (6W max); LPS 62368; Morocco; ETL (Brazil); PSE; Taiwan BSMI (5.5V only); Fuse 60335; Fuse 60335; max temp 50; Book 60601; CB 60601-1 2MOPP (6W max); CB EN/IEC 60335-1 (6W max); cETLus UL1310 (6W max); CE; Double Ins</p> <p>Model No. GTM96060-0606-1.0</p> <p>Part No./Ordering No. WR9QA1200CRPCIMR6W</p> <p>Rev B</p>
---	--

INSTRUCTIONS TO THE OEM SYSTEMS ENGINEER

It is the responsibility of the OEM systems engineer to provide the end system user instructions and warnings for the use of this product in the end system.

If an input cord is required for this product, AC Mains voltage should be provided to the power supply by a power supply cord approved to the national standards of the country in which it will be used.

This product is not designed to be repaired. No serviceable parts inside. A blown internal fuse is an indication of catastrophic failure of circuit component(s). If a Failure Analysis is required for a failed power supply/battery charger, please return the damaged unit to GlobTek for an accurate determination of the root cause of the failure.

EMC Compliance of the complete OEM product, including the GlobTek power supply/battery charger needs to be verified by the OEM systems engineer.

INSTRUCTION SHEET

Q Blades Instruction Sheet (not required to be packaged with product)

Insertion Instructions: <http://www.globtek.com/pdf/Instructions-Interchangeable-Blades.pdf>

This manual is Provided to customer within the product specification - it is the responsibility of the OEM/customer to provide the end system user instructions + warnings for the use of this product in the end system. By accepting this specification the customer/OEM Agrees to these terms.

USER MANUAL FOR Q-BLADE SERIES SWITCHING POWER SUPPLIES

Manual del Usuario. Fuentes de Alimentación Series Q-Blade

WARNING! RISK OF FIRE! SHOCK HAZARD! To prevent electric shock, do not remove the cover. No user-serviceable parts inside. This unit contains hazardous voltages and should only be opened by a trained and qualified technician. Do not use if bent, cracked, modified or compromised. To avoid the possibility of electric shock, disconnect electric power to the product before connecting or disconnecting.

Advertencia! Riesgo de Fuego! Peligro de Choque eléctrico! No contiene dentro componentes servibles para el usuario. Desconecte el cable de alimentación antes de quitar la cubierta.

INDOOR USE ONLY!

Únicamente para uso en el interior.

POWER SUPPLY BLADE/CORD: AC Mains voltage should be provided to the power supply by a power supply cords approved to the national standards in which it will be used. Please use the below table as a guideline for Suitable Power cords.

GlobTek, Inc. www.globtek.com 186 Veterans Drive, Northvale, NJ 07647 Tel. (201) 784-1000 Fax (201) 784-0111	Drawing Title: GTM96060-0606-1.0, ICT / ITE / Medical Power Supply/Class 2/Household Power Supply, Efficiency Level: USA DOE Level VI / Eco-design Directive 2009/125/EC, (EU) 2019/1782, Case Color/Style: GlobTek White, Wall Plug-in, Regulated Switchmode AC-DC Power Supply AC Adaptor, Input Rating: 100-240V~, 50-60 Hz, Interchangeable Blades http://en.globtek.com/interchangeable-blades.php , Output Rating: 6W, 5.0V@1.2A, Output Configuration: 1530 mm, 18/1C + Shield Cond, UL 1185, Female Barrel Right Angle, 5.5*2.1*11mm with internal Spring Clip and Locking Notch or Equal, Ferrite: None, GlobTek White, GT Cord # C31496, Pin Out: Center Positive (+V), symbol compliant with IEC 60417 symbol no. 5926, Blades/Input Cord: (Order Separately), Approvals: CCC; FCC; CAN ICES-3; IP42; CB 62368; 230V CoC Tier 2; ETL (6W max); EAC; cETLus 60950-1; cETLus 60601-1-11; UL 1310; UKCA; India BIS 5V, 5.5V,5.95V, 7.5V, 9V, 12V, 15V,18V, 19V, 24V; UL 1310; Korea (9,9.5,10,11,12,13,13.5,14V Only); Taiwan BSMI (3,5,5.2,5.95,6,6.7,7.5,9,11,12,13.5,15,18,19,24,30,36V only); Conforms to 62368-1; ETL 62368 (6W max); LPS 62368; Morocco; ETL (Brazil); PSE; Taiwan BSMI (5.5V only); Fuse 60335; Fuse 60335; max temp 50; Book 60601; CB 60601-1 2MOPP (6W max); CB EN/IEC 60335-1 (6W max); cETLus UL1310 (6W max); CE; Double Ins		
	Model No. GTM96060-0606-1.0		
	Part No./Ordering No. WR9QA1200CRPCIMR6W		Rev B

CABLE DE ALIMENTACIÓN: El voltaje de la CA debe proporcionarse a la fuente de alimentación mediante los cables de alimentación aprobados conforme a las normas nacionales según las cuales será utilizada. Utilice por favor la tabla mencionada aquí abajo como guía para los cables eléctricos adecuados.

1. Class II model NEMA 1-15P AC power plug with 2 prongs, Q-NA(R)
2. Australian AS 3112 configuration: SAA 2 pins Class II, Q-SAA(R)
3. UK BS 1363 configuration: UK 2 pins Class II, Q-UK(R)
4. European CEE 7/16 configuration: Europlug 2 PINS, Class II, Q-EU(R)
5. Korean KS C8305 configuration: Q-KR(R)
6. Argentina IRAM 2073 configuration: 2 pins, Class II Q-AR(R)
7. China GR 2099 configuration: 2 pins, Class II Q-CN(R)
8. India configuration: 2 pins, Class II, Q-IN(R)
9. IEC320/C18 Inlet

FUSING: Internal fuse for Line is provided in the power supply. A blown internal fuse is an indication of catastrophic failure of circuit component(s). Repair must be performed by GlobTek, Inc. authorized personnel. Fuses must be replaced with same type and ratings per GlobTek internal documentation.

GlobTek, Inc.
www.globtek.com
186 Veterans Drive,
Northvale, NJ 07647
Tel. (201) 784-1000
Fax (201) 784-0111

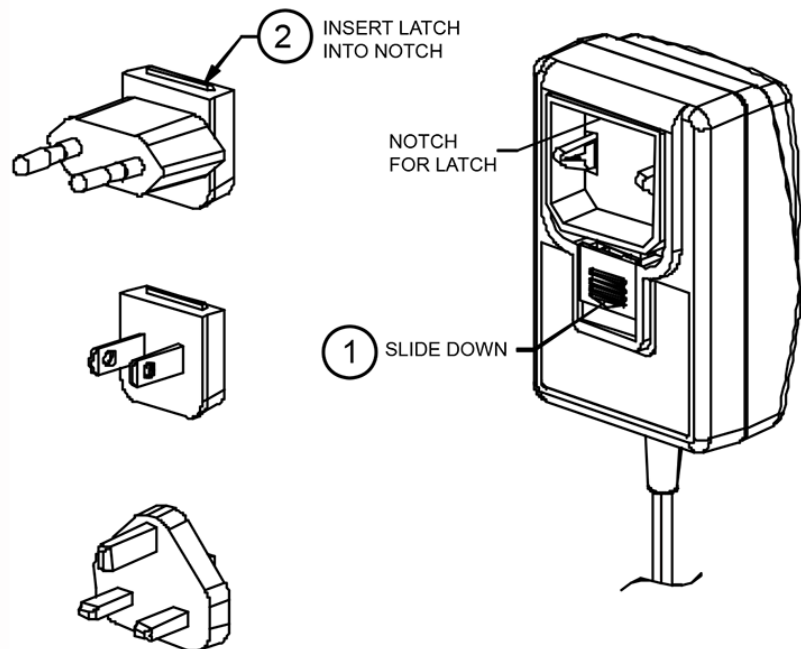
Drawing Title: GTM96060-0606-1.0, ICT / ITE / Medical Power Supply/Class 2/Household Power Supply, Efficiency Level: USA DOE Level VI / Eco-design Directive 2009/125/EC, (EU) 2019/1782, Case Color/Style: GlobTek White, Wall Plug-in, Regulated Switchmode AC-DC Power Supply AC Adaptor, Input Rating: 100-240V~, 50-60 Hz, Interchangeable Blades <http://en.globtek.com/interchangeable-blades.php>, Output Rating: 6W, 5.0V@1.2A, Output Configuration: 1530 mm, 18/1C + Shield Cond, UL 1185, Female Barrel Right Angle, 5.5*2.1*11mm with internal Spring Clip and Locking Notch or Equal, Ferrite: None, GlobTek White, GT Cord # C31496, Pin Out: Center Positive (+V), symbol compliant with IEC 60417 symbol no. 5926, Blades/Input Cord: (Order Separately), Approvals: CCC; FCC; CAN ICES-3; IP42; CB 62368; 230V CoC Tier 2; ETL (6W max); EAC; cETLus 60950-1; cETLus 60601-1-11; UL 1310; UKCA; India BIS 5V, 5.5V, 5.95V, 7.5V, 9V, 12V, 15V, 18V, 19V, 24V; UL 1310; Korea (9,9.5,10,11,12,13,13.5,14V Only); Taiwan BSMI (3,5,5.2,5.95,6,6.7,7.5,9,11,12,13.5,15,18,19,24,30,36V only); Conforms to 62368-1; ETL 62368 (6W max); LPS 62368; Morocco; ETL (Brazil); PSE; Taiwan BSMI (5.5V only); Fuse 60335; Fuse 60335; max temp 50; Book 60601; CB 60601-1 2MOPP (6W max); CB EN/IEC 60335-1 (6W max); cETLus UL1310 (6W max); CE; Double Ins

Model No. GTM96060-0606-1.0

Part No./Ordering No. WR9QA1200CRPCIMR6W

Rev B

FUSIBLES: La fuente de alimentación provee un fusible interno para la línea. Un fusible interno quemado es un indicador de una falla catastrófica de los componentes del circuito. La reparación debe ser hecha por personal autorizado de GlobTek, Inc. Los fusibles se deben reemplazar por los mismos tipos y rangos que la documentación interna de GlobTek mencione.



This symbol on an instrument indicates that the user should refer to the operating instructions located in the manual.

Please note:

The blades shown above are for representation of the installation process and do not indicate which AC blades are included with this power supply. Please reference the specifications “Power Supply Information” (page 2) and “Input Configuration (page 6) for information regarding the actual blade included with this power supply, if any.

GlobTek, Inc. www.globtek.com 186 Veterans Drive, Northvale, NJ 07647 Tel. (201) 784-1000 Fax (201) 784-0111	Drawing Title: GTM96060-0606-1.0, ICT / ITE / Medical Power Supply/Class 2/Household Power Supply, Efficiency Level: USA DOE Level VI / Eco-design Directive 2009/125/EC, (EU) 2019/1782, Case Color/Style: GlobTek White, Wall Plug-in, Regulated Switchmode AC-DC Power Supply AC Adaptor, Input Rating: 100-240V~, 50-60 Hz, Interchangeable Blades http://en.globtek.com/interchangeable-blades.php , Output Rating: 6W, 5.0V@1.2A, Output Configuration: 1530 mm, 18/1C + Shield Cond, UL 1185, Female Barrel Right Angle, 5.5*2.1*11mm with internal Spring Clip and Locking Notch or Equal, Ferrite: None, GlobTek White, GT Cord # C31496, Pin Out: Center Positive (+V), symbol compliant with IEC 60417 symbol no. 5926, Blades/Input Cord: (Order Separately), Approvals: CCC; FCC; CAN ICES-3; IP42; CB 62368; 230V CoC Tier 2; ETL (6W max); EAC; cETLus 60950-1; cETLus 60601-1-11; UL 1310; UKCA; India BIS 5V, 5.5V,5.95V, 7.5V, 9V, 12V, 15V,18V, 19V, 24V; UL 1310; Korea (9,9.5,10,11,12,13,13.5,14V Only); Taiwan BSMI (3,5,5.2,5.95,6,6.7,7.5,9,11,12,13.5,15,18,19,24,30,36V only); Conforms to 62368-1; ETL 62368 (6W max); LPS 62368; Morocco; ETL (Brazil); PSE; Taiwan BSMI (5.5V only); Fuse 60335; Fuse 60335; max temp 50; Book 60601; CB 60601-1 2MOPP (6W max); CB EN/IEC 60335-1 (6W max); cETLus UL1310 (6W max); CE; Double Ins	
	Model No. GTM96060-0606-1.0	
	Part No./Ordering No. WR9QA1200CRPCIMR6W	Rev B

