

APPLICABLE STANDARD		USB2.0 SPECIFICATION AND MICRO-USB CABLES AND CONNECTORS SPECIFICATION.				
RATING	OPERATING TEMPERATURE RANGE	-30°C TO +85°C	STORAGE TEMPERATURE RANGE	-30°C TO +60°C		
	VOLTAGE	AC 30V	CURRENT	SIGNAL ONLY	1.0 A/pin	
				POWER APPLY	1.8 A/pin (PIN No.1,No.5)	
					0.5 A/pin (PIN No.2-No.4)	
<b>SPECIFICATIONS</b>						
ITEM	TEST METHOD		REQUIREMENTS		QT	AT
<b>CONSTRUCTION</b>						
GENERAL EXAMINATION		VISUALLY AND BY MEASURING INSTRUMENT.		ACCORDING TO DRAWING.		X X
MARKING		CONFIRMED VISUALLY.				X X
<b>ELECTRICAL CHARACTERISTICS</b>						
CONTACT RESISTANCE		100 mA (DC OR 1000 Hz).		30 mΩ MAX.		X X
INSULATION RESISTANCE		500 V DC.		1000 MΩ MIN.		X X
VOLTAGE PROOF		100 V AC FOR 1 min.		NO FLASHOVER OR BREAKDOWN.		X X
CAPACITANCE		MEASURE ADJACENT TWO CONTACTS AT 1000±10Hz AC VOLTAGE.		2 pF MAX.		X —
<b>MECHANICAL CHARACTERISTICS</b>						
INSERTION AND WITHDRAWAL FORCES		A MAXIMUM RATE OF 12.5 mm/min MEASURED BY APPLICABLE CONNECTOR.		INSERTION FORCE 35 N MAX. WITHDRAWAL FORCE 8 N MIN.		X —
MECHANICAL OPERATION		10000 TIMES INSERTIONS AND EXTRACTIONS. MATING SPEED - MECHANICALLY OPERATED : 500 CYCLES / h - MANUALLY OPERATED : 200 CYCLES / h		1) CONTACT RESISTANCE: NO INCREASE OF MORE THAN 10 mΩ FROM INITIAL VALUE. 2) INSERTION FORCE 35 N MAX. WITHDRAWAL FORCE 8 N MIN. 3) NO DAMAGE, CRACK AND LOOSENESS OF PARTS.		X —
VIBRATION		FREQUENCY 10 TO 55 Hz SINGLE AMPLITUDE 0.75 mm, AT 2h FOR 3 AXIAL DIRECTIONS, TOTAL 6 h.		1) NO ELECTRICAL DISCONTINUITY OF 1μs. 2) NO DAMAGE, CRACK AND LOOSENESS OF PARTS.		X —
RANDOM VIBRATION		FREQUENCY 50 TO 2000 Hz AT 15 min FOR 3 AXIAL DIRECTIONS.				X —
SHOCK		490 m/s <sup>2</sup> DIRECTIONS OF PULSE 11 ms AT 3 TIMES FOR 6 DIRECTIONS, TOTAL 18 TIMES.				X —
<b>ENVIRONMENTAL CHARACTERISTICS</b>						
THERMAL SHOCK		TEMP -55 → +15 TO +35 → +85 → +15 TO +35 °C TIME 30 → 2 TO 3 → 30 → 2 TO 3 min. UNDER 10 CYCLES. (MATING APPLICABLE CONNECTOR)		1) CONTACT RESISTANCE: 70 mΩ MAX. 2) INSULATION RESISTANCE: 10 MΩ MIN. 3) NO DAMAGE, CRACK AND LOOSENESS OF PARTS.		X —
HUMIDITY LIFE		TEMPERATURE -10~+65 °C, HUMIDITY 90 TO 98 %, UNDER 7 CYCLES (168 h) (MATING APPLICABLE CONNECTOR)		NO DAMAGE, CRACK AND LOOSENESS OF PARTS.		X —
DRY HEAT		EXPOSED AT +85±2 °C, 96 h. (MATING APPLICABLE CONNECTOR)		NO DAMAGE, CRACK AND LOOSENESS OF PARTS.		X —
COLD		EXPOSED AT -40±2 °C, 96 h. (MATING APPLICABLE CONNECTOR)		NO DAMAGE, CRACK AND LOOSENESS OF PARTS.		X —
CORROSION SALT MIST		EXPOSED AT 5 % SALT WATER, 35 °C, FOR 48h. (LEFT UNDER UNMATED CONDITION)		NO HEAVY CORROSION.		X —
SOLDERABILITY		SOLDERING POINT IMMERSED IN SOLDER BATH OF 255±5°C, 5 sec. (USING TYPE R FLAX)		SOLDER SHALL COVER MINIMUM OF 95% OF THE SURFACE BEING IMMERSED.		X —
	COUNT	DESCRIPTION OF REVISIONS	DESIGNED	CHECKED	DATE	
△						
<b>REMARK</b> HIROSE will not guarantee the performance on these specifications in case this product will be mated with the others which is not HIROSE's.  Unless otherwise specified, refer to USB2.0 or EIA 364 .				APPROVED	RI. TAKAYASU	12. 08. 24
				CHECKED	NM. NISHIMATSU	12. 08. 24
				DESIGNED	WR. YAMADA	12. 08. 24
				DRAWN	WR. YAMADA	12. 08. 24
Note QT:Qualification Test AT:Assurance Test X:Applicable Test			DRAWING NO.		ELC4-127464-02	
<b>HRS</b>	SPECIFICATION SHEET		PART NO.	ZX62D-B-5PA5		
	HIROSE ELECTRIC CO., LTD.		CODE NO.	CL242-0066-7-00		
					△	1/2

SPECIFICATIONS				
ITEM	TEST METHOD	REQUIREMENTS	QT	AT
RESISTANCE TO SOLDERING HEAT	A PROFILE IS SHOWN IN FIG-1, UNDRE 2 CYCLES.	NO DEFORMATION OR SIGNIFICANT LOOSENESS OF CONTACTS.	X	—

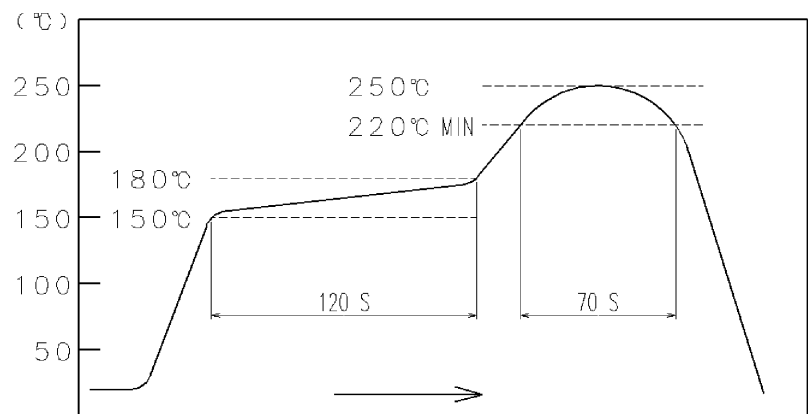




FIG – 1 RESISTANCE TO SOLDERING HEAT  
(TEMPERATURE AT TOP SURFACE OF CONNECTOR)

Note QT:Qualification Test AT:Assurance Test X:Applicable Test		DRAWING NO.		ELC4-127464-02		
	SPECIFICATION SHEET	PART NO.	ZX62D-B-5PA5			
	HIROSE ELECTRIC CO., LTD.	CODE NO	CL242-0066-7-00			2/2