






APPLICABLE STANDARD					
RATING	OPERATING TEMPERATURE RANGE	-40°C TO +85°C	STORAGE TEMPERATURE RANGE	 -30°C TO +70°C	
	POWER	2 W	CHARACTERISTIC IMPEDANCE	50Ω	
	FREQUENCY RANGE	0.045 TO 6 GHz	OPERATING HUMIDITY RANGE	TO 90%	
	PECULIARITY	—	APPLICABLE CABLE	—	
SPECIFICATIONS					
ITEM	TEST METHOD		REQUIREMENTS		QT AT
CONSTRUCTION					
GENERAL EXAMINATION		VISUALLY AND BY MEASURING INSTRUMENT.	ACCORDING TO DRAWING.		x x
ELECTRIC CHARACTERISTICS					
CONTACT RESISTANCE	100 mA MAX (DC OR 1000 Hz).		CENTER CONTACT	100 mΩ MAX.	x x
※1			OUTER CONTACT	100 mΩ MAX.	
INSULATION RESISTANCE	100 V DC.		1000 MΩ MIN.		x —
VOLTAGE PROOF	100 V AC FOR 1 min.		NO FLASHOVER OR BREAKDOWN.		x x
V.S.W.R.	FREQUENCY 0.045 TO 3.0 GHz		1.3 MAX		x —
※1	FREQUENCY 3.0 TO 6.0 GHz		 1.7 MAX		
INSERTION LOSS	FREQUENCY 0.045 TO 3.0 GHz		0.5 dB MAX.		x —
※1	FREQUENCY 3.0 TO 6.0 GHz		0.7 dB MAX.		
ISOLATION	FREQUENCY TO GHz		dB MIN.		— —
MECHANICAL CHARACTERISTICS					
MECHANICAL OPERATION	1000000 TIMES INSERTIONS AND EXTRACTIONS.		1) ACCORDING TO THE V.S.W.R. AND THE INSERTION LOSS SPEC. ABOVE. ※2 2) NO DAMAGE, CRACK AND LOOSENESS OF PARTS.		x —
COUNT	DESCRIPTION OF REVISIONS		DESIGNED	CHECKED	DATE
 2	DIS-D-00008284		MT. KANEKO	NK. NINOMIYA	20210701
REMARK ※1. This specification includes MS-190. 2. V.S.W.R. and Insertion loss spec is measured with MS-190 which is not used in mechanical operation test.  Unless otherwise specified, refer to IEC-60512 .			APPROVED	KH. IKEDA	20150713
			CHECKED	NK. NINOMIYA	20150713
			DESIGNED	RO. FURUYAMA	20150713
			DRAWN	RO. FURUYAMA	20150713
Note QT:Qualification Test AT:Assurance Test x :Applicable Test			DRAWING NO.		ELC-365270-00-00
	SPECIFICATION SHEET		PART NO.	MS-190-HRMJ-F6	
	HIROSE ELECTRIC CO., LTD.		CODE NO.	CL0358-0007-0-00	 1/1