






Applicable standard					
Rating	Operating temperature range	-55 °C to +125 °C (95 %RH Max.)	Storage temperature range	-55 °C to +125 °C (95 %RH Max.)	
	Power	-- W	Characteristic impedance	50 Ω(0 to 40 GHz)	
	Peculiarity	----	Applicable cable	----	
SPECIFICATIONS					
ITEM		TEST METHOD		REQUIREMENTS	QT AT
CONSTRUCTION					
General examination		Visually and by measuring instrument.		According to drawing.	X X
Marking		Confirmed visually.			X X
ELECTRICAL CHARACTERISTICS					
Contact resistance	100 mA Max.(DC or 1000 Hz)		Center contact 8 mΩ Max.	X	X
			Outer contact 4 mΩ Max.	X	X
Insulation resistance	500 V DC.		1000 MΩ Min.	X	X
Withstanding voltage	500 V AC for 1 min. current leakage 2 mA Max.		No flashover or breakdown.	X	X
Voltage standing wave ratio	Frequency 0 to 18 GHz. Frequency 18 to 26.5 GHz. Frequency 26.5 to 40 GHz.		VSWR 1.1 Max. VSWR 1.15 Max. VSWR 1.2 Max.	X	X
Insertion loss	Frequency 0 to 40 GHz.		0.03+0.03√f dB Max. 	X	X
MECHANICAL CHARACTERISTICS					
Contact insertion and extraction forces	φ by steel gauge.		Insertion force --- N Max.	—	—
			Extraction force --- N Min.	—	—
Insertion and extraction forces	Measured by applicable connector.		Insertion force --- N Max.	—	—
			Extraction force --- N Min.	—	—
Mechanical operation	1000 times insertion and extractions.		1)Contact resistance: Center contact 12 mΩ Max. Outer contact 8 mΩ Max.	X	—
Vibration	Frequency 10 to 2000 Hz single amplitude 0.75 mm, 196 m/s ² at 10 cycles for 3 directions.		1)No electrical discontinuity of 1 μs. 2)No damage, crack and looseness of parts.	X	—
Shock	1960 m/s ² directions of pulse 6 ms at 3 times for 6 directions.			X	—
Cable clamp strength (Against cable pull)	Using a pulling tester, pull the cable axially at a rate of mm/min. and record the strength at which the cable or connector breaks.		N Min.	—	—
ENVIRONMENTAL CHARACTERISTICS					
Damp heat	Exposed at -10 to +65 °C, 90 to 98 % total 10 cycles.(240 h)		1)Insulation resistance: 100 MΩ Min.  (at high humidity) 2) Insulation resistance: 1000 MΩ Min. (at dry) 3)No damage, crack and looseness of parts.	X	—
Rapid change of temperature	Temperature -65 → — →+125 → — °C Time 30 → 3 →30 →3 min. Under 5 cycles.		No damage, crack and looseness of parts.	X	—
Corrosion salt mist	Exposed in 5 % salt water spray for 48 h.		1.1 Max. (Frequency 0 ~ 18 GHz.) VSWR 1.15 Max.(Frequency18~26.5 GHz.) 1.2 Max. (Frequency 26.5~40 GHz.)	X	—
	Count	Description of revisions	Designed	Checked	Date
	2	DIS-D-00003383	TK.SAWAGUCHI	KY.SHIMIZU	18.08.03
Remark			Approved	KY.SHIMIZU	17.03.15
			Checked	KY.SHIMIZU	17.03.15
			Designed	TY.OZAKI	17.03.15
			Drawn	TY.OZAKI	17.03.15
Unless otherwise specified, refer to IEC 60512.					
Note QT:Qualification Test AT:Assurance Test X:Applicable Test			Drawing No.	ELC-374783-00-00	
	SPECIFICATION SHEET		Part No.	HK-A-PP	
	HIROSE ELECTRIC CO., LTD.		Code No.	CL338-0099-0-00	 1/1