




APPLICABLE STANDARD					
RATING	OPERATING TEMPERATURE RANGE	-55 °C TO 85 °C ⁽¹⁾	STORAGE TEMPERATURE RANGE	-10 °C TO 60 °C ⁽²⁾	
	VOLTAGE	100 V AC	OPERATING HUMIDITY RANGE	40 % TO 80 %	
	CURRENT	0.4 A	STORAGE HUMIDITY RANGE	40 % TO 70 % ⁽²⁾	
SPECIFICATIONS					
ITEM		TEST METHOD	REQUIREMENTS	QT	AT
CONSTRUCTION					
GENERAL EXAMINATION		VISUALLY AND BY MEASURING INSTRUMENT.	ACCORDING TO DRAWING.	x	x
MARKING		CONFIRMED VISUALLY.		x	x
ELECTRIC CHARACTERISTICS					
CONTACT RESISTANCE		100 mA (DC or 1000 Hz).	45 mΩ MAX.	x	
CONTACT RESISTANCE MILLIVOLT LEVEL METHOD		20 mV MAX, 1 mA(DC OR 1000Hz)	55 mΩ MAX.	x	
INSULATION RESISTANCE		250 V DC.	100 MΩ MIN.	x	
VOLTAGE PROOF		300 V AC FOR 1 min.	NO FLASHOVER OR BREAKDOWN.	x	
MECHANICAL CHARACTERISTICS					
MECHANICAL OPERATION		50 TIMES INSERTIONS AND EXTRACTIONS.	① CONTACT RESISTANCE: 55 mΩ MAX. ② NO DAMAGE, CRACK AND LOOSENESS OF PARTS.	x	
VIBRATION		FREQUENCY 10 TO 55 Hz, AMPLITUDE : 1.5 mm, AT 2 h FOR 3 DIRECTION.	① NO ELECTRICAL DISCONTINUITY OF 1 μs. ② CONTACT RESISTANCE: 55 mΩ MAX.	x	
SHOCK		490 m/s ² , DURATION OF PULSE 11 ms AT 3 TIMES FOR 3 DIRECTIONS.	③ NO DAMAGE, CRACK AND LOOSENESS OF PARTS.	x	
ENVIRONMENTAL CHARACTERISTICS					
DAMP HEAT (STEADY STATE)		EXPOSED AT 40±2 °C, 90 ~ 95 %, 96 h.	① CONTACT RESISTANCE: 55 mΩ MAX. ② INSULATION RESISTANCE: 100 MΩ MIN.	x	
RAPID CHANGE OF TEMPERATURE		TEMPERATURE-55→+15~+35→ +85→+15~+35°C TIME 30 → 2~ 3 → 30 → 2~ 3 min UNDER 5 CYCLES.	③ NO DAMAGE, CRACK AND LOOSENESS OF PARTS.	x	
CORROSION SALT MIST		EXPOSED IN 5 % SALT WATER SPRAY FOR 48 h.	① CONTACT RESISTANCE: 55 mΩ MAX. ② NO HEAVY CORROSION.	x	
HYDROGEN SULPHIDE		EXPOSED IN 3 PPM FOR 96 h. (TEST STANDARD: JEIDA-38)		x	
RESISTANCE TO SOLDERING HEAT		1)AUTOMATIC SOLDERING (REFLOW) SOLDER TEMPERATURE, 250°C MAX 220°C MIN. FOR 60 sec. 2)MANUAL SOLDERING SOLDERING IRON TEMPRATURE: 360±10°C SOLDERING TIME : 5 sec MAX NO STRENGTH ON CONTACT.	NO DEFORMATION OF CASE OF EXCESSIVE LOOSENESS OF THE TERMINALS.	x	
SOLDERABILITY		SOLDERED AT SOLDER TEMPERATURE, 240±3°C, FOR IMMERSION DURATION, 3 s.	A NEW UNIFORM COATING OF SOLDER SHALL COVER A MINIMUM OF 95 % OF THE SURFACE BEING IMMERSSED.	x	
	COUNT	DESCRIPTION OF REVISIONS	DESIGNED	CHECKED	DATE
					
REMARK ⁽¹⁾ TEMPERATURE RISE INCLUDED WHEN ENERGIZED. ⁽²⁾ THIS STORAGE INDICATES A LONG-TERM STORAGE STATE FOR THE UNUSED PRODUCT BEFORE THE BOARD MOUNTED.			APPROVED	HS. OKAWA	05. 06. 27
			CHECKED	HS. OZAWA	05. 06. 27
			DESIGNED	TH. NODA	05. 06. 22
Unless otherwise specified, refer to JIS-C-5402.			DRAWN	TH. NODA	05. 06. 22
Note QT:Qualification Test AT:Assurance Test X:Applicable Test			DRAWING NO.		ELC4-150564-25
	SPECIFICATION SHEET		PART NO.	FX8-60P-SV (71)	
	HIROSE ELECTRIC CO., LTD.		CODE NO.	CL578-0001-6-71	 1/1