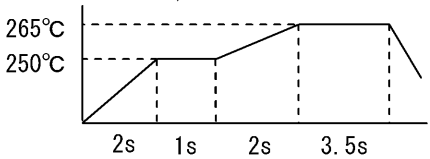




APPLICABLE STANDARD					
RATING	OPERATING TEMPERATURE RANGE	-55 °C TO 85 °C ⁽¹⁾		STORAGE TEMPERATURE RANGE	-10 °C TO 60 °C ⁽²⁾
	VOLTAGE	100 V AC ⁽³⁾		OPERATING HUMIDITY RANGE	40 % TO 80 %
	CURRENT	0.5 A ⁽³⁾		STORAGE HUMIDITY RANGE	40 % TO 70 % ⁽²⁾
	APPLICABLE CABLE	AWG 36,40 THIN COAXIAL CABLE			
SPECIFICATIONS					
ITEM		TEST METHOD		REQUIREMENTS	QT AT
CONSTRUCTION					
GENERAL EXAMINATION		VISUALLY AND BY MEASURING INSTRUMENT.		ACCORDING TO DRAWING.	x x
MARKING		CONFIRMED VISUALLY.			x x
ELECTRIC CHARACTERISTICS					
CONTACT RESISTANCE		20 mV MAX, 1 mA(DC OR 1000Hz)		80 mΩ MAX. ⁽⁴⁾	x
INSULATION RESISTANCE		100 V DC.		500 MΩ MIN.	x
VOLTAGE PROOF		300 V AC FOR 1 min.		NO FLASHOVER OR BREAKDOWN.	x
MECHANICAL CHARACTERISTICS					
INSERTION AND WITHDRAWAL FORCES		MEASURED BY APPLICABLE CONNECTOR.		INSERTION FORCE: 24.6 N MAX. WITHDRAWAL FORCE: 2.05 N MIN.	x
MECHANICAL OPERATION		50 TIMES INSERTIONS AND EXTRACTIONS.		① CONTACT RESISTANCE: 100 mΩ MAX. ⁽⁴⁾ ② NO DAMAGE, CRACK AND LOOSENESS OF PARTS.	x
VIBRATION		FREQUENCY 10 TO 55 Hz, SINGL AMPLITUDE : 0.76 mm, AT 2 h FOR 3 DIRECTION.		① NO ELECTRICAL DISCONTINUITY OF 1 μs. ② NO DAMAGE, CRACK AND LOOSENESS OF PARTS.	x
SHOCK		490 m/s ² , DURATION OF PULSE 11 ms AT 3 TIMES FOR 3 DIRECTIONS.			x
LOCK STRENGTH		MATE TO APPLICABLE CONNECTOR AND APPLY PULL FORCE HORIZONTALLY.		30 N MIN.	x
ENVIRONMENTAL CHARACTERISTICS					
DAMP HEAT (STEADY STATE)		EXPOSED AT 40±2 °C, 90 ~ 95 %, 96 h.		① CONTACT RESISTANCE: 100 mΩ MAX. ⁽⁴⁾ ② INSULATION RESISTANCE: 500 MΩ MIN. ③ NO DAMAGE, CRACK AND LOOSENESS OF PARTS.	x
DRY HEAT		EXPOSED AT 85±2 °C, 96 h			
RAPID CHANGE OF TEMPERATURE		TEMPERATURE -55→+5~+35→+85→+5~+35°C TIME 30→ 5 MAX→ 30→ 5 MAX min. UNDER 5 CYCLES.			x
CORROSION SALT MIST		EXPOSED IN 5 % SALT WATER SPRAY FOR 48 h.		① CONTACT RESISTANCE: 100 mΩ MAX. ⁽⁴⁾	x
SULFUR DIOXIDE		EXPOSED IN 25 PPM FOR 96 h. (TEST STANDARD: JIS C 60068)		② DEFECT SUCH AS CORROSION WHICH IMPAIRS THE FUNCTION OF CONNECTOR.	x
RESISTANCE TO SOLDERING HEAT		1) SOLDERING HEAT WELDER : PRESSURIZATION: 15±2N HEATING: 265±5°C, 3.5±0.5 sec 		NO DEFORMATION OF CASE OF EXCESSIVE LOOSENESS OF THE TERMINAL.	x
		2) SOLDERING IRONS : 360°C MAX. FOR 3 sec.			x
SOLDERABILITY		SOLDERED AT SOLDER TEMPERATURE 240±3°C FOR IMMERSION DURATION, 3 sec.		A NEW UNIFORM COATING OF SOLDER SHALL COVER A MINIMUM OF 95 % OF THE SURFACE BEING IMMERSED.	x
	COUNT	DESCRIPTION OF REVISIONS	DESIGNED	CHECKED	DATE
					
REMARKS ⁽¹⁾ INCLUDE TEMPERATURE RISE CAUSED BY CURRENT-CARRYING. ⁽²⁾ "STORAGE" MEANS A LONG-TERM STORAGE STATE FOR THE UNUSED PRODUCT BEFORE ASSEMBLY TO PCB. ⁽³⁾ IT IS THE MAXIMUM VALUE OF CONNECTOR. CONFIRM THE SPECIFICATION OF THE CABLE. ⁽⁴⁾ NOT INCLUDE CONDUCTOR RESISTANCE OF CABLE. Unless otherwise specified, refer to JIS-C-5402.			APPROVED	HS. OKAWA	07. 05. 11
			CHECKED	HT. YAMAGUCHI	07. 05. 11
			DESIGNED	KN. SHIBUYA	07. 05. 10
			DRAWN	KN. SHIBUYA	07. 05. 10
Note QT:Qualification Test AT:Assurance Test X:Applicable Test			DRAWING NO.		ELC4-156254-00
HRS	SPECIFICATION SHEET		PART NO.	FX15S-41P-0. 5SD	
	HIROSE ELECTRIC CO., LTD.		CODE NO.	CL575-2110-3-00	 1/1