


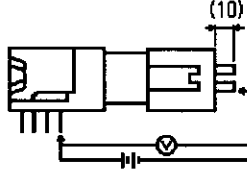






| COUNT | DESCRIPTION OF REVISIONS | BY | CHKD | DATE | COUNT | DESCRIPTION OF REVISIONS | BY | CHKD | DATE |
|-------|--------------------------|----|------|------|-------|--------------------------|----|------|------|
| △ | | | | | △ | | | | |
| △ | | | | | △ | | | | |

| | | | | |
|----------------------------|-----------------------------|-----------------|---------------------------|----------|
| APPLICABLE STANDARD | | | | |
| RATING | OPERATING TEMPERATURE RANGE | -55 °C TO 85 °C | STORAGE TEMPERATURE RANGE | °C TO °C |
| | VOLTAGE | 250 V AC | OPERATING HUMIDITY RANGE | % TO % |
| | CURRENT | 0.5 A | APPLICABLE CABLE | |

| SPECIFICATIONS | | | | | | |
|--|--|---|--|---|---|----------|
| ITEM | TEST METHOD | REQUIREMENTS | QT | AT | | |
| CONSTRUCTION | | | | | | |
| GENERAL EXAMINATION | VISUALLY AND BY MEASURING INSTRUMENT. | ACCORDING TO DRAWING. | ○ | ○ | | |
| MARKING | CONFIRMED VISUALLY. | | ○ | ○ | | |
| ELECTRIC CHARACTERISTICS | | | | | | |
| CONTACT RESISTANCE | 100 mA (DC OR 1000 Hz).  | 35 mΩ MAX. | ○ | ○ | | |
| INSULATION RESISTANCE | 500 V DC. | 500 MΩ MIN. | ○ | ○ | | |
| VOLTAGE PROOF | 500 V AC FOR 1 min. | NO FLASHOVER OR BREAKDOWN. | ○ | ○ | | |
| MECHANICAL CHARACTERISTICS | | | | | | |
| INSERTION AND WITHDRAWAL FORCES | MEASURED BY APPLICABLE CONNECTOR. | 14.2 N MIN. 52.9 N MAX. | ○ | — | | |
| MECHANICAL OPERATION | 1000 TIMES INSERTIONS AND EXTRACTIONS.  | ① CONTACT RESISTANCE: 35 mΩ MAX. ② NO DAMAGE, CRACK AND LOOSENESS, OF PARTS. | ○ | — | | |
| VIBRATION | FREQUENCY 10 TO 55 Hz, SINGLE AMPLITUDE 0.75 mm, — m/s ² AT 2 h, FOR 3 DIRECTIONS. | NO DAMAGE, CRACK AND LOOSENESS, OF PARTS. | ○ | — | | |
| SHOCK | 490 m/s ² DURATION OF PULSE 11 ms AT 3 TIMES FOR 6 DIRECTIONS. | | ○ | — | | |
| ENVIRONMENTAL CHARACTERISTICS | | | | | | |
| RAPID CHANGE OF TEMPERATURE | TEMPERATURE -55 → 5~35 → 85 → 5~35 °C TIME 30 → 2~3 → 30 → 2~3 min UNDER 5 CYCLES. | NO DAMAGE, CRACK AND LOOSENESS, OF PARTS. | ○ | — | | |
| DAMP HEAT (STEADY STATE) | EXPOSED AT 40 °C, 90~95 %, 96 h. | INSULATION RESISTANCE: 1 MΩ MIN. (AT HIGH HUMIDITY.) 100 MΩ MIN. (AT DRY.) | ○ | — | | |
| CORROSION SALT MIST | EXPOSED IN 5 % SALT WATER SPRAY FOR 48 h. | NO HEAVY CORROSION. | ○ | — | | |
| RESISTANCE TO SOLDERING HEAT | SOLDER TEMPERATURE, 260 ± 5 °C FOR IMMERSION, DURATION 10 ± 1 S. | NO DEFORMATION OF CASE AND EXCESSIVE LOOSENESS OF THE TERMINALS. | ○ | — | | |
| SOLDERABILITY | SOLDERED AT SOLDER TEMPERATURE, 245 ± 2 °C FOR IMMERSION, DURATION 3 ± 1 S. | MIN. 95 % OF SOLDER IMMersed AREA SHALL BE COVERED NEW SOLDER COATING. | ○ | — | | |
| <p>NOTE:  MEASUREMENT POINT OF CONTACT RESISTANCE</p>  | | | | | | |
| REMARKS | | DRAWN | DESIGNED | CHECKED | APPROVED | RELEASED |
| Unless otherwise specified, refer to JIS C 5402. | |  03.10.10 |  03.10.10 |  03.10.15 |  03.10.15 | |
| Note QT:Qualification Test AT:Assurance Test ○:Applicable Test | | | | | | |
| HRS HIROSE ELECTRIC CO., LTD. | | SPECIFICATION SHEET | | PART NO. DX10G1M-36S(50) | | |
| CODE NO.(OLD) CL | | DRAWING NO. ELC4-120446-01 | | CODE NO. CL230-5226-9-50 | | 1/1 |