






Applicable standard					
Rating	Operating Temperature range	-40 °C to +105°C (Note1)	Storage Temperature range	-10 °C to +60°C (Note3)	
	Operating Humidity range	20% to 80% (Note2)	Storage Humidity range	40% to 70% (Note3)	
	-	-	-	-	
	-	-	-	-	
Specifications					
Item		Test method		Requirements	QT AT
Construction					
General examination		Visually and by measuring instrument.		According to drawing.	X X
Marking		Confirmed visually.			X X
Mechanical characteristics 					
Vibration		Frequency 10 to 55 Hz, single amplitude 0.75 mm, at 10 cycles for 3 direction.		No damage, crack or looseness of parts.	X -
Shock		490 m/s ² duration of pulse 11 ms at 3 times each for 3 both axial directions.		No damage, crack or looseness of parts.	X -
Environmental characteristics 					
Damp heat (Steady state)		Exposed at 40 ± 2°C, 90 to 95 %, 96 h. (After leaving the room temperature for 1~2h.)		No damage, crack or looseness of parts.	X -
Rapid change of temperature		Temperature -55°C → +85°C Time 30min → 30min Under 5 cycles. (The transferring time of the tank is 2~3 min) (After leaving the room temperature for 1~2h.)		No damage, crack or looseness of parts.	X -
<p>Note 1: Include the temperature rising by current.</p> <p>Note 2: No condensing</p> <p>Note 3: Apply to the condition of long term storage for unused products before PCB on board. After PCB on board, operating temperature and humidity range is applied for interim strage during transportation.</p>					
	Count	Description of revisions	Designed	Checked	Date
	2	DIS-H-008782	KT. ISHII	HK. UMEHARA	14.05.23
Remarks				Approved	14.01.15
				Checked	14.01.15
				Designed	14.01.15
				Drawn	14.01.15
Unless otherwise specified, refer to IEC 60512.					
Note QT:Qualification Test AT:Assurance Test X:Applicable Test			Drawing No.		ELC4-354088-00
	Specification sheet		Part No.	DF62W-WP	
	HIROSE ELECTRIC CO., LTD.		Code No.	CL544-1014-6-00	 1/1